
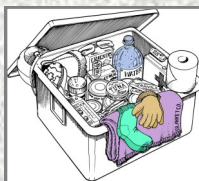


Emergency Survival Kit

Government institutions will respond to the disasters of the community, but citizens could be on their own for hours, even days, after any disaster.

- Enough dry or canned food and drinking water for three days for each person
- Can opener
- First aid supplies and first aid manual
- Copies of important documents (birth certificates, licenses, insurance policies, etc.)
- Special items required by members of the family such as: medications, formula for the baby, glasses, contact lenses, hearing aids, etc.
- A change of clothes
- Sleeping bags or blankets
- Radio or television with batteries
- Flashlight and extra batteries
- Whistle
- Waterproof matches
- Toys, books, games, puzzles
- Extra house and vehicle keys
- Name of contact persons and their telephone numbers



Additional items you can store at home for use during an emergency

Cooking supplies:

- Camp stove and or portable barbeque
- Fuel for cooking, such as charcoal or camp stove fuel
- Plastic knives, forks, spoons
- Paper plates and cups
- Paper towels
- Heavy-duty aluminum foil

Sanitation supplies:

- Large plastic trash bags for trash and or water protection used as garment
- Large trash cans
- Bar soap and liquid detergent
- Shampoo
- Toothpaste and toothbrushes
- Feminine and infant supplies
- Toilet paper
- Household bleach with no additives, and eyedropper (for purifying drinking water)
- Newspaper - to wrap garbage and waste



Comfort:

- Sturdy shoes
- Gloves for clearing debris
- Tent



Tools:

- Ax, shovel, broom
- Crescent wrench for turning off gas
- Screwdriver, pliers, hammer
- Coil of one-half inch rope
- Plastic tape and sheeting
- Knife or razor blades
- Garden hose for siphoning and fire fighting



For more information visit:

- **Washington State Emergency Management**
www.mil.wa.gov/emergency-management-division
- **Facebook:** www.facebook.com/WashEMD
- **FEMA:** www.community.fema.gov
- **Ready.Gov:** www.ready.gov/publications
- **FloodSmart:** www.floodsmart.gov/floodsmart
- **American Red Cross:** www.RedCross.org
- **Contact your local emergency management**
- <http://www.klickitatcounty.org/249/Emergency-Management>
- emergencymanagement@klickitatcounty.org
- **Klickitat County DEM (509) 773-0570**

FLOODS **Tsunamis** **DROUGHT**
NATURAL **Wildland Fires**
DISASTERS **Floods**
NATURAL **Pets** **Drought** **Wind Storms**
DISASTERS
WIND STORMS **PETS** **TSUNAMIS**
WILDLAND FIRES **Earthquakes** **EARTHQUAKES**

Communities throughout the Pacific Northwest are subjected to many types of disasters. While we hope that such occurrences never happen it has been shown time and time again that being prepared for disasters is prudent.

- **Make a Plan**
- **Build Kits**
- **Get Connected**
- **Become Involved**



Experts tell us to plan to be on our own for a minimum of three days, but take the time to evaluate your location, the needs of your family, and gather supplies that are necessary to survive for a longer period of time.



Washington State Emergency Management Division
20 Aviation Dr. Bldg 20, Camp Murray, WA 98430-5122
www.mil.wa.gov/emergency-management-division
253-512-7000; 1-800-562-6108
TTY/TTD: 253-512-7298




Wildland Fires



- Know all your evacuation routes.
- Carry disaster kits and include important documents.
- Notify everyone and leave a note, or (out-of-area contact card).
- Listen to your radio and stay informed.
- Register to receive alert notifications from your emergency management office.




Volcanoes/Lahars



- Listen to the radio for instructions.
- If you hear a siren...move to high ground.
- Know your evacuation routes; follow the evacuation signs.
- Do not approach the eruption area.
- Close all windows and air vents if volcanic ash is falling and don't use machinery.




Floods




- Learn all your emergency evacuation routes.
- Carry disaster kits.
- Notify everyone and leave a note, or (out-of-area contact card).
- Listen to your radio and stay informed.
- Purchase flood insurance.



Earthquakes



- If you are inside: Drop, Cover, & Hold On - protect your head and neck.
- If you are driving: stop and stay inside the vehicle until the shaking stops.
- Avoid
 - bridges
 - buildings
 - tall trees
 - light poles



Windstorms



- Stay away from windows and falling objects.
- If you are outside, go indoors.
- Stay away from downed power lines.
- Do not heat or cook with grills or hibachi's inside your home or an enclosed area.
- Use generators correctly.



Tsunamis



- At the beach:
- If the earth shakes...drop, cover, and hold on, then...run to high ground.
 - If you hear a siren...run to high ground.
 - If the ocean quickly recedes from the shoreline...run to high ground.
 - Know your evacuation routes; look for the signs.





What is Emergency Notification?

Klickitat County Emergency Management utilizes a high-speed mass notification system designed to keep you informed in the event of an emergency. This system allows us to deliver emergency messages to you via text messaging, cellular calls, landline, email, and tdd/tyy.

All landlines listed within Klickitat County are automatically entered in the system. However, due to privacy laws, cell phone and other communication devices are not automatically entered. Citizens will need to create a managed account to register and choose the notifications method you prefer. You can also register through your Google, Facebook, or Twitter account and then enter your information.



Klickitat County
Emergency Management

<http://www.klickitatcounty.org/249/Emergency-Management>
Email: emergencymanagement@klickitatcounty.org
(509) 773-0582

Keeping Our Citizens Informed



***Klickitat County
Emergency Management***

Sign up for Notification

The only way to ensure you receive emergency notifications is to register online. Signing up is easy and free!

Follow these simple steps to get started:

1. Go to our website:
www.klickitatcounty.org/249/Emergency-Management
2. Click: "REGISTER FOR EMERGENCY NOTIFICATIONS HERE!"
3. Follow the instructions to create your account or Log In to your Google, Facebook, or Twitter account and then enter your information.
4. With a Managed Account Remember your User Name/Password and Email you signed up with.

If you would like more information contact us by email or phone.

Klickitat County Emergency Management
Email: emergencymanagement@klickitatcounty.org
(509) 773-0582

Evacuation and Shelter Notices



FAQ

When will I receive notifications?

Get notified about emergencies where you live and work by signing up for Klickitat County's Emergency Notification System (KCENS). This system enables Klickitat County to provide you with critical information quickly in the event of natural or human caused disasters, such as wildfire, severe weather, flooding, earth quakes, hazardous material incidents and missing persons with information related to evacuations, detours, shelter locations, emergency road closures and areas to avoid.

How much does it cost?

Klickitat Emergency Notification is FREE to all, however you may incur charges from your cell phone company if you have a per-call or per-message limit on your mobile device.

Will my information be shared with others?

Your information will not be shared or sold to any vendor or other organizations. The information you provide will be used for emergency purposes only.

Floods



Quick FAQ

- The notification system is geographically based, notifying only residents in the affected area.
- Emergency notifications are sent by Klickitat County Emergency Management.
- When signing up, you choose how you want to Log In – via User Name & Password, or via Google, Facebook, or Twitter. You then enter the notification methods you want; text message, cell phone, landline, business phone, email, and TDD/TYY devices. Preferably an email and a phone number to successfully reach you in an emergency.
- **What is the phone number calling me?**

866-419-5000



The mass notification system will be used for emergency situations only.

**If we can't reach you,
we can't notify you!**
Fires





KLICKITAT COUNTY EVACUATION INFORMATION



The best way to prepare for disaster is: Prepare your home, make a kit, have a plan, know your escape route and be informed!

READY	LEVEL 1: GET READY PACK YOUR VALUABLES INCLUDING IMPORTANT DOCUMENTS.
-------	--

Level 1 (GET READY) is an advisory notification. Residents should be aware of the potential hazards and monitor local media outlets for information. Residents with special needs or those with pets or livestock should take note and make preparations. During this level, Klickitat County Emergency Management may send an Emergency Notification System (ENS) to all landline telephones and residents who have registered with the ENS in the affected area.

SET	LEVEL 2: GET SET MONITOR LOCAL MEDIA FOR UPDATES.
-----	--

Level 2 (GET SET) indicates there is a significant risk to your area

and residents should voluntarily relocate either to a shelter, with family/friends outside of the area or be ready to leave at a moment's notice. During this level, Klickitat County Emergency Management may send an Emergency Notification System (ENS) to all landline telephones and residents who have registered with the ENS in the affected area. Emergency personnel may contact residents through door-to-door notifications.

GO	LEVEL 3: GO EVACUATE NOW. LOOK FOR INFO ON RESOURCES AND SUPPORT.
----	--

Level 3 (GO) means danger is currently affecting your area or is

imminent and you should leave immediately. During this level, Klickitat County Emergency Management may send an Emergency Notification System (ENS) to all landline telephones and residents who have registered with the ENS in the affected area. Emergency personnel may contact residents through door-to-door notifications.

During evacuations, the Red Cross may establish shelters at schools, churches or community buildings.



Shelter-in-Place

Chemical agents are poisonous gases, liquids, or solids that have toxic effects on people, animals and plants. Most chemical agents cause serious injuries or death. Severity of injury depends on the type and amount of the chemical agent used, and the duration of exposure.

Were a chemical agent attack to occur, authorities would instruct people to either seek shelter where they are and seal the premises (shelter-in-place), or evacuate immediately. If the order is to remain in your home, office or school, you will need to follow these directions for “shelter-in-place.”



■ Stay inside.



■ Close all windows and doors.



■ Turn off ventilation systems (heating and air-conditioning, fireplace dampers, etc.).



■ Go into a room with the fewest doors and windows and seal the room.



■ Stay in the room until told by the authorities that it is safe to come out.

How to shelter-in-place

- Dampen towels and place over the crack under the door.
- Cut plastic sheeting to fit over the windows and vents. Secure the plastic with duct tape.
- Tape around the door.
- Turn on the radio.
- Don't ventilate (air out) or leave your sealed shelter until you are told to do so.

Remember

- If ordered to evacuate, do so immediately and carefully follow directions. Do not wander about; know where you are going and how to get there.
- Avoiding chemical exposure should be your primary goal. Leaving your sheltered area to rescue or assist victims can be a deadly decision.

- In a chemical emergency, there is very little an untrained volunteer can do to help victims. Stay in your sheltered area until authorities determine it is safe to come out.
- If you were outside before taking shelter and think you may have been exposed to a chemical agent, there are several things you can do. If you are in a sealed shelter, take off at least your outer clothes, put them in a plastic bag and seal the bag. If water is available, wash or take a cool to warm (not hot) shower, using lots of soap and water. Do not put the soap in your eyes, just lots of water. If you leave the area, tell emergency responders or medical staff at your destination you may have been exposed. Tell the emergency responders about the sealed bag so that they can arrange for its safe removal after the emergency.
- If you have symptoms of exposure, call 9-1-1 immediately and follow their instructions.



**WASHINGTON
MILITARY
DEPARTMENT**

Emergency Management Division
Camp Murray, WA 98430-5122

Web site: www.emd.wa.gov
253-512-7000; (800) 562-6108



PO Box 47890
Olympia, WA 98504-7890

Web site: www.doh.wa.gov
360-236-4027; (800) 525-0127