

City of White Salmon
September 2024
Budget Report

TREASURER'S REPORT

Fund Totals

City Of White Salmon

09/01/2024 To: 09/30/2024

Time: 13:19:30 Date: 12/16/2024

Page: 1

Fund	Previous Balance	Revenue	Expenditures	Ending Balance	Claims Clearing	Payroll Clearing	Outstanding Deposits	Adjusted Ending Balance
001 Current Expense	979,369.45	156,154.65	237,314.71	898,209.39	5,867.22	11,765.14	-4,631.69	911,210.06*
101 Street Fund	172,660.19	21,454.88	39,088.10	155,026.97	71.99	773.29	0.00	155,872.25
107 Pool Fund	0.00	0.00		0.00	0.00	77.69	0.00	77.69
108 Municipal Capital Imp Fund	500,744.32	8,363.85	33,107.87	476,000.30	0.00	0.00	0.00	476,000.30
110 Fire Reserve Fund	353,270.65	1,359.20		354,629.85	0.00	0.00	0.00	354,629.85
112 General Fund Reserve	276,536.27	1,190.82		277,727.09	0.00	0.00	0.00	277,727.09
115 Emergency Response Fund	100,000.00	430.66		100,430.66	0.00	0.00	0.00	100,430.66
121 Police Vehicle Reserve Fund	145,028.56	950.49		145,979.05	0.00	0.00	0.00	145,979.05
122 Police General Reserve Fund	80,000.00	0.00		80,000.00	0.00	0.00	0.00	80,000.00
204 Local Bond Fund	-59,229.36	0.00	7,653.01	-66,882.37	4,930.25	0.00	0.00	-61,952.12
302 Transportation Improvement Fund	75,211.24	8,615.37		83,826.61	0.00	0.00	0.00	83,826.61
303 Hotel/Motel Taxes	210,677.21	6,980.71		217,657.92	0.00	0.00	0.00	217,657.92
307 Park and Recreation Fund	31,680.81	191.43		31,872.24	0.00	0.00	0.00	31,872.24
341 General Fund Public Works Vehicle Replacement Fund	3,333.36	0.00		3,333.36	0.00	0.00	0.00	3,333.36
342 Street Fund Public Works Vehicle Replacement Fund	6,666.64	0.00		6,666.64	0.00	0.00	0.00	6,666.64
401 Water Fund	636,448.82	284,951.31	107,762.39	813,637.74	31,418.85	1,659.30	-8,817.88	837,898.01
402 Wastewater Collection Fund	279,049.90	99,404.15	91,785.00	286,669.05	69,656.11	511.27	-4,192.73	352,643.70
408 Water Reserve Fund	546,465.66	18,866.54	4,228.80	561,103.40	0.00	0.00	0.00	561,103.40
409 Wastewater Reserve Fund	378,701.86	1,441.87	13,780.57	366,363.16	0.00	0.00	0.00	366,363.16
412 Water Rights Acquisition Fund	501,288.18	14,962.03	31,756.28	484,493.93	-4.05	0.00	-501.12	483,988.76
413 Water Bond Redemption Fund	85,894.59	218.63	7,920.00	78,193.22	0.00	0.00	0.00	78,193.22
414 Wastewater Bond Redemption Fund	11,525.27	0.00		11,525.27	0.00	0.00	0.00	11,525.27
415 Water Bond Reserve Fund	144,720.95	539.43		145,260.38	0.00	0.00	0.00	145,260.38
416 Wastewater Bond Reserve Fund	82,751.86	356.38		83,108.24	0.00	0.00	0.00	83,108.24
417 Treatment Plant Reserve Fund	411,219.00	1,712.81		412,931.81	0.00	0.00	0.00	412,931.81
418 Water Short Lived Asset Reserve Fund	244,306.23	762.84	15,525.35	229,543.72	0.00	0.00	0.00	229,543.72
419 Water Construction Loan Fund	-35,072.92	0.00		-35,072.92	0.00	0.00	0.00	-35,072.92
420 USDA Rural Development - Jewett Water Main Improvements	70,578.05	110,340.13	182,560.17	-1,641.99	125,068.55	0.00	0.00	123,426.56
428 Water Fund Vehicle Reserve Fund	33,333.36	0.00		33,333.36	0.00	0.00	0.00	33,333.36
429 Wastewater Fund Public Works Vehicle Rplacement Fund	6,666.64	0.00		6,666.64	0.00	0.00	0.00	6,666.64
601 Remittances	1,625.82	93.75	1,597.95	121.62	1,597.95	0.00	0.00	1,719.57

TREASURER'S REPORT

Fund Totals

City Of White Salmon

09/01/2024 To: 09/30/2024

Time: 13:19:30 Date: 12/16/2024

Page: 2

Fund	Previous Balance	Revenue	Expenditures	Ending Balance	Claims Clearing	Payroll Clearing	Outstanding Deposits	Adjusted Ending Balance
	6,275,452.61	739,341.93	774,080.20	6,240,714.34	238,606.87	14,786.69	-18,143.42	6,475,964.48

TREASURER'S REPORT

Account Totals

City Of White Salmon

09/01/2024 To: 09/30/2024

Time: 13:19:30 Date: 12/16/2024

Page: 3

Cash Accounts		Beg Balance	Deposits	Withdrawals	Ending	Outstanding Rec	Outstanding Exp	Adj Balance
1	Checking Account	1,207,388.30	717,566.91	774,080.20	1,150,875.01	-18,143.42	253,393.56	1,386,125.15
3	Petty Cash	25.00	0.00	0.00	25.00	0.00	0.00	25.00
4	Cash Drawer 1	150.00	0.00	0.00	150.00	0.00	0.00	150.00
5	Cash Drawer 2	150.00	0.00	0.00	150.00	0.00	0.00	150.00
Total Cash:		1,207,713.30	717,566.91	774,080.20	1,151,200.01	-18,143.42	253,393.56	1,386,450.15
Investment Accounts		Beg Balance	Deposits	Withdrawals	Ending	Outstanding Rec	Outstanding Exp	Adj Balance
2	State Pool	5,067,739.31	21,775.02	0.00	5,089,514.33	0.00	0.00	5,089,514.33
Total Investments:		5,067,739.31	21,775.02	0.00	5,089,514.33	0.00	0.00	5,089,514.33
		6,275,452.61	739,341.93	774,080.20	6,240,714.34	-18,143.42	253,393.56	6,475,964.48

TREASURER'S REPORT
Fund Investments By Account

City Of White Salmon

09/01/2024 To: 09/30/2024

Time: 13:19:30 Date: 12/16/2024

Page: 4

Fund Totals:	Previous Balance	Purchases	Interest	Total Investments	Liquidated	Ending Balance
001 000 Current Expense	731,472.53		3,150.15	3,150.15		734,622.68
101 000 Street Fund	131,975.01		568.36	568.36		132,543.37
108 000 Municipal Capital Imp Fund	465,129.64		2,003.12	2,003.12		467,132.76
110 000 Fire Reserve Fund	315,609.75		1,359.20	1,359.20		316,968.95
112 000 General Govt Reserve Fund	276,511.10		1,190.82	1,190.82		277,701.92
115 000 Emergency Response Fund	100,000.00		430.66	430.66		100,430.66
121 000 Police Vehicle Reserve Fund	220,707.00		950.49	950.49	80,000.00	141,657.49
122 000 Police General Reserve Fund		80,000.00		80,000.00		80,000.00
302 000 Transportation Improvement Fund	75,000.00		322.99	322.99		75,322.99
303 000 Hotel/Motel Taxes	170,530.65		734.40	734.40	40,000.00	131,265.05
307 000 New Pool Construction Fund	44,450.49		191.43	191.43	30,000.00	14,641.92
341 000 General Fund Public Works Vehicle Replacement Fund		3,000.00		3,000.00		3,000.00
342 000 Street Fund Public Works Vehicle Replacement Fund		6,000.00		6,000.00		6,000.00
401 000 Water Fund	454,112.67		1,955.68	1,955.68		456,068.35
402 000 Wastewater Collection Fund	223,932.44		964.39	964.39		224,896.83
408 000 Water Reserve Fund	496,095.10		2,136.48	2,136.48		498,231.58
409 000 Wastewater Reserve Fund	334,804.62		1,441.87	1,441.87		336,246.49
412 000 Water Rights Acquisition Fund	182,252.70		784.89	784.89		183,037.59
413 000 Water Bond Redemption Fund	50,767.33		218.63	218.63		50,985.96
415 000 Water Bond Reserve Fund	125,258.31		539.43	539.43		125,797.74
416 000 Wastewater Bond Reserve Fund	82,751.43		356.38	356.38		83,107.81
417 000 Treatment Plant Reserve Fund	397,719.00	1,000.00	1,712.81	2,712.81		400,431.81
418 000 Water Short Lived Asset Reserve Fund	177,135.01	60,000.00	762.84	60,762.84		237,897.85
2 - State Pool	<u>5,056,214.78</u>	<u>150,000.00</u>	<u>21,775.02</u>	<u>171,775.02</u>	<u>150,000.00</u>	<u>5,077,989.80</u>
	<u>5,056,214.78</u>	<u>150,000.00</u>	<u>21,775.02</u>	<u>171,775.02</u>	<u>150,000.00</u>	<u>5,077,989.80</u>

TREASURER'S REPORT

Fund Investment Totals

City Of White Salmon

09/01/2024 To: 09/30/2024

Time: 13:19:30 Date: 12/16/2024

Page: 5

Fund Totals:	Previous Balance	Purchases	Interest	Ttl Investments	Liquidated	Investment Bal	Available Cash
001 Current Expense	731,472.53		3,150.15	3,150.15		734,622.68	163,586.71
101 Street Fund	131,975.01		568.36	568.36		132,543.37	22,483.60
108 Municipal Capital Imp Fund	465,129.64		2,003.12	2,003.12		467,132.76	8,867.54
110 Fire Reserve Fund	315,609.75		1,359.20	1,359.20		316,968.95	37,660.90
112 General Fund Reserve	276,511.10		1,190.82	1,190.82		277,701.92	25.17
115 Emergency Response Fund	100,000.00		430.66	430.66		100,430.66	0.00
121 Police Vehicle Reserve Fund	220,707.00		950.49	950.49	80,000.00	141,657.49	4,321.56
122 Police General Reserve Fund		80,000.00		80,000.00		80,000.00	0.00
204 Local Bond Fund						0.00	-66,882.37
302 Transportation Improvement Fund	75,000.00		322.99	322.99		75,322.99	8,503.62
303 Hotel/Motel Taxes	170,530.65		734.40	734.40	40,000.00	131,265.05	86,392.87
307 Park and Recreation Fund	44,450.49		191.43	191.43	30,000.00	14,641.92	17,230.32
341 General Fund Public Works Vehicle Replacement Fund		3,000.00		3,000.00		3,000.00	333.36
342 Street Fund Public Works Vehicle Replacement Fund		6,000.00		6,000.00		6,000.00	666.64
401 Water Fund	454,112.67		1,955.68	1,955.68		456,068.35	357,569.39
402 Wastewater Collection Fund	223,932.44		964.39	964.39		224,896.83	61,772.22
408 Water Reserve Fund	496,095.10		2,136.48	2,136.48		498,231.58	62,871.82
409 Wastewater Reserve Fund	334,804.62		1,441.87	1,441.87		336,246.49	30,116.67
412 Water Rights Acquisition Fund	182,252.70		784.89	784.89		183,037.59	301,456.34
413 Water Bond Redemption Fund	50,767.33		218.63	218.63		50,985.96	27,207.26
414 Wastewater Bond Redemption Fund						0.00	11,525.27
415 Water Bond Reserve Fund	125,258.31		539.43	539.43		125,797.74	19,462.64
416 Wastewater Bond Reserve Fund	82,751.43		356.38	356.38		83,107.81	0.43
417 Treatment Plant Reserve Fund	397,719.00	1,000.00	1,712.81	2,712.81		400,431.81	12,500.00
418 Water Short Lived Asset Reserve Fund	177,135.01	60,000.00	762.84	60,762.84		237,897.85	-8,354.13
419 Water Construction Loan Fund						0.00	-35,072.92
420 USDA Rural Development - Jewett Water Main Improve						0.00	-1,641.99
428 Water Fund Vehicle Reserve Fund						0.00	33,333.36
429 Wastewater Fund Public Works Vehicle Rplacement Fu						0.00	6,666.64
601 Remittances						0.00	121.62

TREASURER'S REPORT
Fund Investment Totals

City Of White Salmon

09/01/2024 To: 09/30/2024

Time: 13:19:30 Date: 12/16/2024
Page: 6

Fund Totals:	Previous Balance	Purchases	Interest	Ttl Investments	Liquidated	Investment Bal	Available Cash
	5,056,214.78	150,000.00	21,775.02	171,775.02	150,000.00	5,077,989.80	1,162,724.54

Ending fund balance (Page 1) - Investment balance = Available cash.

6,240,714.34

TREASURER'S REPORT

Outstanding Vouchers

City Of White Salmon

09/01/2024 To: 09/30/2024

As Of: 09/30/2024 Date: 12/16/2024

Time: 13:19:30 Page: 7

Year	Trans#	Date	Type	Acct#	War#	Vendor	Amount	Memo
2024	2295	04/25/2024	Tr Rec	1		Permitting Customer	-50.00	SmartGov - Plumbing Permit Overpayment Refund
2024	2408	07/08/2024	Tr Rec	1		Permitting Customer	30.00	SmartGov BU24-00155
2024	3388	09/25/2024	Util Pay	1		Xpress Bill Pay	437.86	Xpress Import - EFT - 09-25-2024_daily_batch.csv
2024	3389	09/25/2024	Util Pay	1		Xpress Bill Pay	72.80	Xpress Import - CheckFree - 09-25-2024_daily_batch.csv
2024	3394	09/26/2024	Util Pay	1		Xpress Bill Pay	298.76	Xpress Import - EFT - 09-26-2024_daily_batch.csv
2024	3409	09/27/2024	Util Pay	1		Xpress Bill Pay	1,110.13	Xpress Import - CC - 09-27-2024_daily_batch.csv
2024	3410	09/27/2024	Util Pay	1		Xpress Bill Pay	130.74	Xpress Import - EFT - 09-27-2024_daily_batch.csv
2024	3411	09/27/2024	Util Pay	1		Xpress Bill Pay	80.00	Xpress Import - Metavante - 09-27-2024_daily_batch.csv
2024	3412	09/28/2024	Util Pay	1		Xpress Bill Pay	516.86	Xpress Import - CC - 09-28-2024_daily_batch.csv
2024	3413	09/28/2024	Util Pay	1		Xpress Bill Pay	771.66	Xpress Import - EFT - 09-28-2024_daily_batch.csv
2024	3414	09/29/2024	Util Pay	1		Xpress Bill Pay	1,214.77	Xpress Import - CC - 09-29-2024_daily_batch.csv
2024	3415	09/29/2024	Util Pay	1		Xpress Bill Pay	422.67	Xpress Import - EFT - 09-29-2024_daily_batch.csv
2024	3416	09/30/2024	Util Pay	1		Batch Customer	3,679.05	
2024	3417	09/30/2024	Util Pay	1		Batch Customer	2,717.30	Four Accounts paid by 1 check.
2024	3418	09/30/2024	Tr Rec	1		Ooma, Inc.	1.74	Tax period ending 08.31.2024
2024	3419	09/30/2024	Tr Rec	1		Republic Services #487	2,726.32	Tax period ending 08.31.2024
2024	3420	09/30/2024	Tr Rec	1		MCI Communications Services, Inc.	4.21	Tax period ending 08.31.2024
2024	3421	09/30/2024	Tr Rec	1		New Cingular Wireless, PCS, LLS	257.37	Tax period ending 08.31.2024
2024	3422	09/30/2024	Tr Rec	1		AT&T Enterprises, LLC	1.51	Tax period ending 08.31.2024
2024	3423	09/30/2024	Tr Rec	1		Bandwidth Inc, Venture Center III	0.09	Tax period ending 08.31.2024
2024	3424	09/30/2024	Tr Rec	1		Dish Wireless LLC	6.30	Tax period ending 08.31.2024
2024	3425	09/30/2024	Tr Rec	1		NexVortex Inc.	0.26	Tax period ending 08.31.2024
2024	3426	09/30/2024	Tr Rec	1		Spectrum Advanced Services, LLC	228.54	Tax period ending 08.31.2024
2024	3427	09/30/2024	Tr Rec	1		Spectrum Pacific West, LLC	1,425.35	Tax period ending 08.31.2024
2024	3438	09/30/2024	Util Pay	1		Xpress Bill Pay	1,191.95	Xpress Import - CC - 09-30-2024_daily_batch.csv
2024	3439	09/30/2024	Util Pay	1		Xpress Bill Pay	747.18	Xpress Import - EFT - 09-30-2024_daily_batch.csv
2024	3440	09/30/2024	Util Pay	1		Xpress Bill Pay	120.00	Xpress Import - CheckFree - 09-30-2024_daily_batch.csv
Receipts Outstanding:							18,143.42	
2024	2292	06/05/2024	Claims	1	EFT	Xpress Bill Pay	870.77	May Services
2024	4283	09/30/2024	Payroll	1	EFT	Oregon Dept. of Revenue - Transit Tax	54.29	Pay Cycle(s) 07/01/2024 To 09/30/2024 - OR Transit Tax
2024	4282	09/30/2024	Payroll	1	EFT	Employment Security Dept- PFMLA/WA LTC	3,379.38	Pay Cycle(s) 07/01/2024 To 09/30/2024 - PFMLA; Pay Cycle(s) 07/01/2024 To 09/30/2024 - WA Long Term Care
2024	4281	09/30/2024	Payroll	1	EFT	Employment Security Department	872.24	3rd Quarter Unemployment: 07/01/2024 - 09/30/2024
2024	4280	09/30/2024	Payroll	1	EFT	Department Of Labor & Industries	9,258.85	3RD Quarter L&I: 07/01/2024 - 09/30/2024
2016	1220	03/16/2016	Claims	1	31118	Cecelia Joan Huard C/O Brad Huard	6.20	Refund inactive customer credit balance

TREASURER'S REPORT

Outstanding Vouchers

City Of White Salmon

09/01/2024 To: 09/30/2024

As Of: 09/30/2024 Date: 12/16/2024

Time: 13:19:30 Page: 8

Year	Trans#	Date	Type	Acct#	War#	Vendor	Amount	Memo
2017	8301	11/01/2017	Claims	1	33126	David & Angela Hill	87.43	041725.1 - 393 NECHERRY ST
2018	768	02/07/2018	Claims	1	33497	Renee Wuollet	11.38	020675.0 - 560 NECENTER PL
2018	1201	03/07/2018	Claims	1	33577	Chris Parker	3.17	040127.2 - 705 NECHURCH PLACE # E
2018	3179	06/20/2018	Claims	1	33915	Lourens and Monette Pretorius	16.96	053189.0 - 17 ANNIE LANE
2018	7272	09/05/2018	Payroll	1	34156	Savannah Vargas	49.10	Aug Payroll #2
2018	7524	09/20/2018	Payroll	1	34222	Savannah Vargas	20.68	Sept Payroll #1
2018	8618	12/05/2018	Payroll	1	34449	Angelina Heredia	27.70	Nov Payroll #2
2019	2627	06/05/2019	Claims	1	35066	Christopher Stiffler	168.00	Reimburse - Wildland Firefighter Exam Fee
2019	3568	08/07/2019	Claims	1	35245	Mark Long	179.21	071525.2 - 1196 WJEWETT BLVD 1198 - Refund Credit Balance On Utility Acct #4750
2020	1811	05/06/2020	Claims	1	36098	James B Roberson Trust Lisa Doslu, Trustee	10.38	062750.0 - 625 SWWAUBISH ST- Credit Balance Refund
2021	218	01/20/2021	Claims	1	36799	Thomas Hood	4.71	073225.0 - 1180 SWTHORNTON DR - Utility Account 5592 Credit Balance Refund
2021	228	01/20/2021	Claims	1	36809	Jennifer Schwab	49.19	064200.1 - 366 SWEYRIE RD - Utility Account 5929 Credit Balance Refund
2021	232	01/20/2021	Claims	1	36813	Garret Zallen	0.05	022650.3 - 645 NEGRANDVIEW BLVD - Utility Account 1204 Credit Balance Refund
2021	1733	05/19/2021	Claims	1	37101	Nora B. Kyte	3.34	011450.0 - 552 SEOAK ST - Credit Balance Refund
2021	3458	10/06/2021	Claims	1	37455	Ernie's Locks & Keys LLC	325.00	Park - Locksmithing
2021	4396	12/20/2021	Payroll	1	37678	Christopher Stiffler	27.70	Dec Payroll #2
2023	2372	07/05/2023	Claims	1	40335	Holly Albertson	150.00	Park Use Deposit Refund - Chad Hinman - Event date 06.17.23 - Receipt 99742
2023	2903	08/16/2023	Claims	1	40451	Ryan Hardie Adam	24.71	Reissue of check #38665 - PW Meal Tavel and Training
2023	3321	09/20/2023	Claims	1	40566	Jonathan and Martha Blake	144.81	062250.0 - 396 WJEWETT BLVD-Credit Balance Refund
2023	3325	09/20/2023	Claims	1	40570	David Carrier	5.24	074700.0 - 48 LAKEVIEW RD-Credit Balance Refund
2023	3335	09/20/2023	Claims	1	40580	John Griebing	5.89	030800.0 - 350 NWMICHIGAN AVE-Credit Balance Refund
2023	3341	09/20/2023	Claims	1	40586	Lois Camp Estate	24.28	043075.0 - 760 NWMICHIGAN AVE-Credit Balance Refund
2023	3343	09/20/2023	Claims	1	40588	Ryan Morrissey and Masa Bauer	9.07	060670.0 - 108 NVALTA VISTA DR-Credit Balance Refund

TREASURER'S REPORT

Outstanding Vouchers

City Of White Salmon

09/01/2024 To: 09/30/2024

As Of: 09/30/2024 Date: 12/16/2024

Time: 13:19:30 Page: 9

Year	Trans#	Date	Type	Acct#	War#	Vendor	Amount	Memo
2023	3360	09/20/2023	Claims	1	40605	Peter Wright	18.26	041325.0 - 412 NEWISCONSIN ST-Credit Balance Refund
2023	4383	12/20/2023	Payroll	1	40838	David S Swann	480.22	December Paytoll #2
2024	1028	04/05/2024	Payroll	1	41174	Patricia F Fink	205.51	April Paryroll #1
2024	1066	04/03/2024	Claims	1	41178	Ryan Hardie Adam	12.31	Reimbursement - PW - Travel & Training - Meal Expense
2024	2004	06/20/2024	Claims	1	41429	Heartsong	150.00	Park Use Deposit Refund - Heartsong - Event date 05.04.24 - Receipt 103172
2024	2523	07/17/2024	Claims	1	41522	Steven Delaere	340.47	Utility Payment paid to permitting customer in error. Payments refunded.
2024	2706	08/05/2024	Payroll	1	41554	Patricia F Fink	205.51	Aug Payroll #1
2024	2823	08/07/2024	Claims	1	41600	Reynier, Ron Atty At Law	1,400.00	City Prosecuting Agreement - August 2024
2024	3095	09/05/2024	Payroll	1	41663	Patricia F Fink	205.51	Sept Payroll #1
2024	3143	09/04/2024	Claims	1	41682	Dottie Moulton	150.00	Park Use Deposit Refund - Friends of the Library - Event date 08.15.24 - Receipt 104730
2024	3151	09/04/2024	Claims	1	41690	Reynier, Ron Atty At Law	1,400.00	City Prosecuting Agreement - September 2024
2024	3159	09/04/2024	Claims	1	41698	Kenneth B. Woodrich	400.00	Attorney Services - August 2024; Attorney Services - September 2024
2024	3296	09/18/2024	Claims	1	41706	Shelley Baxter	150.00	Park Use Deposit Refund - Event Date 09.02.24 - Shelly Baxter - Receipt 105613
2024	3316	09/18/2024	Claims	1	41726	Office Depot	315.16	Police/Finance - Office Supplies - Paper & paper towels; City Hall - Office Supplies - Batteries, Pen, Mousepad & Deposit bags; City Hall - Office Supplies - Batteries & Paper
2024	3327	09/18/2024	Claims	1	41737	Verizon Wireless	1,119.01	Verizon Wireless - August 2024
2024	3328	09/18/2024	Claims	1	41738	WA State Dept Licensing	4,930.25	PW - 2013 Bucket Truck - Vin 3C7WDNBL2CG120937 - License and Registration
2024	3391	09/26/2024	Claims	1	41742	CenturyLink	840.94	CenturyLink - Shop Emergency Dialer - 2024 Sept ; CenturyLink - City Shop Broadband - 2024 Sept ; CenturyLink- City Hall - 2024 Sept ; CenturyLink - WW Waubish Lift St -2024 Sept ; CenturyLink - S
2024	3392	09/26/2024	Claims	1	41743	North Cascade Excavating, LLC	125,068.55	Mainline Phase I Replacement - OLR Payment 11
2024	3429	09/30/2024	Claims	1	41744	Bingen, City Of	32,942.91	August ERUs
2024	3430	09/30/2024	Claims	1	41745	Klickitat County Prosecutor	29.79	KC Court Remittance - August 2024
2024	3431	09/30/2024	Claims	1	41746	WA State Treas. Cash Mgmt Dept	1,568.16	State Court Remittance - August 2024

TREASURER'S REPORT

Outstanding Vouchers

09/01/2024 To: 09/30/2024

As Of: 09/30/2024 Date: 12/16/2024

Time: 13:19:30 Page: 10

City Of White Salmon

Year	Trans#	Date	Type	Acct#	War#	Vendor	Amount	Memo
2024	3432	09/30/2024	Claims	1	41747	White Salmon, City Of	65,671.27	Utility Tax Payment - August
							253,393.56	

Fund	Claims	Payroll	Total
001 Current Expense	5,867.22	11,765.14	17,632.36
101 Street Fund	71.99	773.29	845.28
107 Pool Fund	0.00	77.69	77.69
204 Local Bond Fund	4,930.25	0.00	4,930.25
401 Water Fund	31,418.85	1,659.30	33,078.15
402 Wastewater Collection Fund	69,656.11	511.27	70,167.38
412 Water Rights Acquisition Fund	-4.05	0.00	-4.05
420 USDA Rural Development - Jewett Water Mai	125,068.55	0.00	125,068.55
601 Remittances	1,597.95	0.00	1,597.95
	238,606.87	14,786.69	253,393.56

TREASURER'S REPORT

Signature Page

City Of White Salmon

09/01/2024 To: 09/30/2024

Time: 13:19:30 Date: 12/16/2024

Page: 11

We the undersigned officers for the City of White Salmon have reviewed the foregoing report and acknowledge that to the best of our knowledge this report is accurate and true:

Signed: _____ Signed: _____
Clerk/Treasurer / Date Chairman Budget Committee / Date

City of White Salmon
September 2024 Treasurer's Report Reconciliation

	Revenue	Expenditures
	739,341.93	774,080.20
Treasurer's Receipts	344,230.98	555,065.39 Claims
Utility Receipts	395,110.95	218,641.44 Payroll
Interfund Transfers	0.00	0.00 Interfund Transfers
	0.00	373.37 Service Charge -Check Order
Expenditure to Revenue	0.00	0.00 Expenditure to Revenue
Expenditure to Revenue	0.00	0.00 Expenditure to Revenue
Service Charge (NSF)	0.00	0.00 Insufficient Funds
Service Charge (NSF)	0.00	0.00 Insufficient Funds
Stop Payment	0.00	0.00 Stop Payment
Revenue to Expenditure	0.00	0.00 Revenue to Expenditure
Revenue to Expenditure	0.00	0.00 Revenue to Expenditure-Utility Refund
	739,341.93	774,080.20
	0.00	0.00

City of White Salmon

2024 September Treasurer's Report Reconciliation to Bank Statements

Treasurer's Report Ending Balance	6,240,714.34
Treasurer's Report Adjusted Ending Balance	6,475,964.48
Columbia State Bank (Cash)	1,386,125.45
US Bank (Time Value - Investment)	0.00
WA State Treasurer (State Pool - Investment)	5,089,514.33
Petty Cash	25.00
Drawer 1	150.00
Drawer 2	150.00
Drawer 3	0.00
Total Cash and Investments	6,475,964.78
Less Outstanding Checks (Treasurer's Report)	-253,393.56
Plus Outstanding Deposits (Page 1 of Treasurer's Report)	18,143.42
Bank Statement Adjusted Ending Balance	6,240,714.64
Difference	-0.30

Note:

1ST SECURITY BANK

STATEMENT OF ACCOUNTS


PAGE 1 OF 15

www.fsbwa.com

Branch Office
White Salmon
509-493-2500

Statement Period: 09-01-2024 to 09-30-2024

CITY OF WHITE SALMON
PO BOX 2139
WHITE SALMON WA 98672-2139



1st Security Bank will **never** call or text asking for personal information, or request you to send or transfer money to an account you don't own.

Summary of Deposit Account Activity

	Account #	Beginning Balance	Withdrawals/ Service Charges*	Deposits	Dividends/ Interest	Ending Balance
PF 1st Business Checking	10012469	1,279,663.91	613,767.49	720,229.03	0.00	1,386,125.45

Deposit Account Activity

PF 1st Business Checking - 10012469

0.00% Annual Percentage Yield Earned for this account

Deposits

Date	Amount	Transaction Description
09/03	135.75	External Deposit CITY OF WHITE SA - CREDITS 225428269
09/03	325.00	External Deposit PAYMENTECH - DEPOSIT 5708363
09/03	1,221.64	External Deposit PAYMENTECH - DEPOSIT 5708363
09/03	1,336.79	External Deposit PAYMENTECH - DEPOSIT 5708363
09/03	3,731.05	External Deposit PAYMENTECH - DEPOSIT 5708363
09/03	16,020.99	Deposit
09/04	250.00	External Deposit WA ST TREASURER - REVDISTRIB 2530
09/04	478.89	External Deposit CITY OF WHITE SA - CREDITS 225490826
09/04	1,729.60	External Deposit PAYMENTECH - DEPOSIT 5708363
09/04	7,540.87	Deposit
09/05	558.89	External Deposit CITY OF WHITE SA - CREDITS 225676936
09/05	3,265.94	External Deposit PAYMENTECH - DEPOSIT 5708363
09/05	5,594.54	Deposit
09/06	258.33	External Deposit WA ST TREASURER - REVDISTRIB 2530
09/06	1,225.19	External Deposit PAYMENTECH - DEPOSIT 5708363
09/06	3,441.05	External Deposit CITY OF WHITE SA - CREDITS 225732072
09/06	6,487.54	Deposit
09/09	2,002.81	External Deposit CITY OF WHITE SA - CREDITS 225811210
09/09	2,817.31	External Deposit PAYMENTECH - DEPOSIT 5708363
09/09	3,503.83	Deposit
09/10	1,206.26	External Deposit PAYMENTECH - DEPOSIT 5708363
09/10	1,713.48	External Deposit PAYMENTECH - DEPOSIT 5708363

1st Security Bank will **never** call or text to ask for your password, account number, or social security number. We will never request that you send or transfer money to an account you do not own. If you believe you are a scam or fraud victim, please call us at **(800) 683-0973**. Visit www.consumer.ftc.gov/scams for more information.

Deposit Account Activity (continued)

Date	Amount	Transaction Description
09/10	1,865.75	External Deposit PAYMENTECH - DEPOSIT 5708363
09/10	7,579.63	External Deposit CITY OF WHITE SA - CREDITS 225868049
09/10	55,501.69	Deposit
09/11	216.67	External Deposit WA ST TREASURER - REVDISTRIB 2530
09/11	862.21	External Deposit PAYMENTECH - DEPOSIT 5708363
09/11	4,212.56	External Deposit CITY OF WHITE SA - CREDITS 225970549
09/11	7,814.00	Deposit
09/11	1,768.12	Deposit
09/12	1,834.79	External Deposit PAYMENTECH - DEPOSIT 5708363
09/12	3,375.37	External Deposit CITY OF WHITE SA - CREDITS 226074661
09/12	6,502.23	Deposit
09/12	36.41	Deposit
09/13	225.00	External Deposit WA ST TREASURER - REVDISTRIB 2530
09/13	1,269.32	External Deposit CITY OF WHITE SA - CREDITS 226130320
09/13	1,971.95	External Deposit PAYMENTECH - DEPOSIT 5708363
09/13	3,866.19	Deposit
09/16	1,541.12	External Deposit PAYMENTECH - DEPOSIT 5708363
09/16	3,210.36	External Deposit CITY OF WHITE SA - CREDITS 226181724
09/16	4,576.85	Deposit
09/17	124.34	External Deposit PAYMENTECH - DEPOSIT 5708363
09/17	1,941.19	External Deposit CITY OF WHITE SA - CREDITS 226245904
09/17	11,300.90	External Deposit PAYMENTECH - DEPOSIT 5708363
09/17	19,935.09	External Deposit PAYMENTECH - DEPOSIT 5708363
09/17	11,575.42	Deposit
09/18	275.00	External Deposit WA ST TREASURER - REVDISTRIB 2530
09/18	1,772.96	External Deposit PAYMENTECH - DEPOSIT 5708363
09/18	6,602.43	External Deposit CITY OF WHITE SA - CREDITS 226437636
09/19	7,828.77	External Deposit PAYMENTECH - DEPOSIT 5708363
09/19	12,350.11	External Deposit CITY OF WHITE SA - CREDITS 226500396
09/19	1,172.69	Deposit
09/19	2,205.32	Deposit
09/20	283.33	External Deposit WA ST TREASURER - REVDISTRIB 2530
09/20	8,264.11	External Deposit PAYMENTECH - DEPOSIT 5708363
09/20	69,966.47	External Deposit CITY WS DB 5200 - UTILPYM
09/20	10,803.43	Deposit
09/23	12,756.55	External Deposit CITY OF WHITE SA - CREDITS 226614019
09/23	16,601.17	External Deposit PAYMENTECH - DEPOSIT 5708363
09/23	5,060.69	Deposit
09/24	856.28	External Deposit PAYMENTECH - DEPOSIT 5708363
09/24	1,353.49	External Deposit PAYMENTECH - DEPOSIT 5708363
09/24	6,144.26	External Deposit CITY OF WHITE SA - CREDITS 226758178
09/24	37,496.25	External Deposit PAYMENTECH - DEPOSIT 5708363
09/24	758.89	Deposit
09/25	150.00	External Deposit WA ST TREASURER - REVDISTRIB 2530
09/25	4,598.45	External Deposit PAYMENTECH - DEPOSIT 5708363
09/25	8,825.29	External Deposit CITY OF WHITE SA - CREDITS 226890228
09/26	3,153.43	External Deposit PAYMENTECH - DEPOSIT 5708363
09/26	31,880.37	External Deposit CITY OF WHITE SA - CREDITS 226978427
09/26	25.00	Deposit
09/26	46.22	Deposit

Deposit Account Activity (continued)

Date	Amount	Transaction Description
09/27	312.50	External Deposit WA ST TREASURER - REVDISTRIB 2530
09/27	605.60	External Deposit PAYMENTECH - DEPOSIT 5708363
09/27	976.34	External Deposit CITY OF WHITE SA - CREDITS 227108675
09/27	110,340.13	External Deposit RD TREAS 310 - MISC PAY RMT SY 916001528 WHITE SALMON CITY REF LD 004 USDA RD GRANT 9160
09/27	8,212.32	External Deposit KCLICKITAT COUNTY ACH - KC REMIT KCT*5097734664*
09/30	314.39	External Deposit CITY OF WHITE SA - CREDITS 227167199
09/30	2,039.66	External Deposit PAYMENTECH - DEPOSIT 5708363
09/30	97,741.72	External Deposit WA ST TREASURER - REVDISTRIB 2530
09/30	30,502.50	Deposit

Withdrawals

Date	Amount	Transaction Description
09/03	2,128.19	External Withdrawal PAYMENTECH - FEE 5708363
09/03	3,279.66	Check - Item Processing 41661
09/03	543.93	Check 41585
09/03	9,067.50	Check 41627
09/03	305.47	Check 41646
09/03	734.29	Check 41648
09/03	175.00	Check 41660
09/04	1,118.52	Check 41652
09/04	61,000.00	Check 41658
09/05	19,764.05	External Withdrawal IRS - USATAXPYMT 270464975800348
09/05	53,181.98	External Withdrawal CITY WS DB - PAYROLL
09/05	36,812.94	External Withdrawal Vimly Benefit So - AWC ST-R2V7T4H4H0Y8
09/05	108.00	Check 41569
09/05	81.00	Check 41623
09/05	1,034.66	Check 41659
09/06	869.83	External Withdrawal Xpress Bill Pay August Billing - Billing 10295
09/06	545.00	External Withdrawal OR REVENUE DEPT - TAXPAYMENT 1185366400
09/06	373.35	External Withdrawal Standard Ins - premium STASIC000326044
09/06	119.25	External Withdrawal LIFESECURE INSU LISTBILL - INSURANCE
09/06	15,838.83	Check 41700
09/09	6,903.36	External Withdrawal WA DEPT RET SYS - DRS EPAY 4517803
09/09	3,864.50	External Withdrawal WA DEPT RET SYS - DRS EPAY 4517802
09/09	1,221.60	External Withdrawal LIFESECURE INSU - INSURANCE
09/09	410.79	External Withdrawal LIFESECURE INSU - INSURANCE
09/09	74.80	External Withdrawal AFLAC COLUMBUS 1-800-992-3522 - ACHPMT 84427190
09/10	7,920.00	External Withdrawal USDA RD DCFO ACH TRANSACTION - PAYMENT
09/10	7,076.44	Check 41662
09/11	373.37	External Withdrawal HARLAND CLARKE - CHK ORDERS
09/11	91.77	Over Counter Check 41665
09/12	61,720.42	Check 41667
09/12	1,305.43	Check 41678
09/12	44.46	Check 41683
09/12	344.06	Check 41688
09/12	7,383.08	Check 41689
09/12	174.70	Check 41693
09/12	827.67	Check 41699
09/12	13,148.30	Check 41701

Deposit Account Activity (continued)

Withdrawals (continued)

Date	Amount	Transaction Description
09/13	249.50	Check 41668
09/13	947.47	Check 41669
09/13	3,265.40	Check 41674
09/13	2,461.35	Check 41675
09/13	4,266.56	Check 41677
09/13	174.70	Check 41679
09/13	148.14	Check 41685
09/13	150.00	Check 41692
09/13	1,400.00	Check 41694
09/13	3,993.75	Check 41695
09/13	31,756.28	Check 41696
09/13	1,466.17	Check 41697
09/16	120.00	External Withdrawal Starlink Service - Starlink S
09/16	54.77	Check 41684
09/17	151.37	Check 41664
09/17	279.96	Check 41670
09/17	2,638.08	Check 41671
09/17	204.31	Check 41686
09/18	29.25	Check 41687
09/18	100.00	Check 41691
09/19	39.44	Check 41463
09/19	2,657.00	Check 41640
09/19	973.29	Check 41676
09/19	400.00	Check 41681
09/20	19,271.64	External Withdrawal IRS - USATAXPYMT 270466435121143
09/20	10,837.28	External Withdrawal WA DEPT RET SYS - DRS EPAY 4521307
09/20	668.00	External Withdrawal OR REVENUE DEPT - TAXPAYMENT 814399872
09/20	49,751.82	External Withdrawal CITY WS DB - PAYROLL
09/20	9,113.07	Over Counter Check 41739
09/20	170.19	Over Counter Check 41672
09/20	750.81	Check 41666
09/23	8,978.24	Over Counter Check 41728
09/23	543.93	Check 41680
09/24	114.30	Check 41704
09/24	3,773.75	Check 41705
09/24	12,985.54	Check 41707
09/24	325.72	Check 41714
09/24	4,005.67	Check 41717
09/24	2,476.27	Check 41718
09/24	2,722.76	Check 41723
09/24	45.71	Check 41727
09/24	163.48	Check 41729
09/24	845.50	Check 41733
09/25	322.69	Check 41609
09/25	167.72	Check 41711
09/25	24,214.10	Check 41713
09/25	280.87	Check 41720
09/25	560.00	Check 41721

Deposit Account Activity (continued)

Withdrawals (continued)

Date	Amount	Transaction Description
09/25	281.04	Check 41725
09/25	150.00	Check 41735
09/25	2,159.99	Check 41740
09/26	500.00	Check 41634
09/26	130.41	Check 41702
09/26	246.77	Check 41710
09/26	1,608.61	Check 41712
09/26	33,107.87	Check 41715
09/26	169.00	Check 41716
09/26	2,365.00	Check 41724
09/27	15,726.55	External Withdrawal WA DEPT REVENUE - TAX PYMT 14124491
09/27	2,200.00	Check 41719
09/27	19,607.92	Check 41722
09/27	141.11	Check 41730
09/27	254.96	Check 41734
09/27	80.71	Check 41736
09/27	844.95	Check 41741
09/30	161.55	Over Counter Check 41708
09/30	634.50	Check 41673
09/30	465.36	Check 41703
09/30	162.00	Check 41709
09/30	410.55	Check 41731
09/30	1,376.59	Check 41732

Checks Paid

Check #	Date	Amount	Check #	Date	Amount	Check #	Date	Amount
41463	09/19	39.44	41669	09/13	947.47	41692	09/13	150.00
41569 *	09/05	108.00	41670	09/17	279.96	41693	09/12	174.70
41585 *	09/03	543.93	41671	09/17	2,638.08	41694	09/13	1,400.00
41609 *	09/25	322.69	41672	09/20	170.19	41695	09/13	3,993.75
41623 *	09/05	81.00	41673	09/30	634.50	41696	09/13	31,756.28
41627 *	09/03	9,067.50	41674	09/13	3,265.40	41697	09/13	1,466.17
41634 *	09/26	500.00	41675	09/13	2,461.35	41699 *	09/12	827.67
41640 *	09/19	2,657.00	41676	09/19	973.29	41700	09/06	15,838.83
41646 *	09/03	305.47	41677	09/13	4,266.56	41701	09/12	13,148.30
41648 *	09/03	734.29	41678	09/12	1,305.43	41702	09/26	130.41
41652 *	09/04	1,118.52	41679	09/13	174.70	41703	09/30	465.36
41658 *	09/04	61,000.00	41680	09/23	543.93	41704	09/24	114.30
41659	09/05	1,034.66	41681	09/19	400.00	41705	09/24	3,773.75
41660	09/03	175.00	41683 *	09/12	44.46	41707 *	09/24	12,985.54
41661	09/03	3,279.66	41684	09/16	54.77	41708	09/30	161.55
41662	09/10	7,076.44	41685	09/13	148.14	41709	09/30	162.00
41664 *	09/17	151.37	41686	09/17	204.31	41710	09/26	246.77
41665	09/11	91.77	41687	09/18	29.25	41711	09/25	167.72
41666	09/20	750.81	41688	09/12	344.06	41712	09/26	1,608.61
41667	09/12	61,720.42	41689	09/12	7,383.08	41713	09/25	24,214.10
41668	09/13	249.50	41691 *	09/18	100.00	41714	09/24	325.72

Deposit Account Activity (continued)

Check #	Date	Amount	Check #	Date	Amount	Check #	Date	Amount
41715	09/26	33,107.87	41723	09/24	2,722.76	41732	09/30	1,376.59
41716	09/26	169.00	41724	09/26	2,365.00	41733	09/24	845.50
41717	09/24	4,005.67	41725	09/25	281.04	41734	09/27	254.96
41718	09/24	2,476.27	41727 *	09/24	45.71	41735	09/25	150.00
41719	09/27	2,200.00	41728	09/23	8,978.24	41736	09/27	80.71
41720	09/25	280.87	41729	09/24	163.48	41739 *	09/20	9,113.07
41721	09/25	560.00	41730	09/27	141.11	41740	09/25	2,159.99
41722	09/27	19,607.92	41731	09/30	410.55	41741	09/27	844.95

(* indicates a break in check sequence)

	Statement Period Total	Year-to-Date Total
Total Overdraft Fees (Paid)	0.00	0.00
Total Returned Item Fees (Returned)	0.00	0.00

Local Government Investment Pool
Statement of Account for No: 02530
Primary Account
September 2024

CITY OF WHITE SALMON
PO BOX 2139
WHITE SALMON, WA 98672-8672

Date	Description	Comment	Deposits	Withdrawals	Balance
09/01/2024	Beginning Balance				5,067,739.31
09/30/2024	Month End Balance				5,067,739.31
	September Earnings	Daily Factor Earnings	21,775.02		
	Net Ending Balance				5,089,514.33

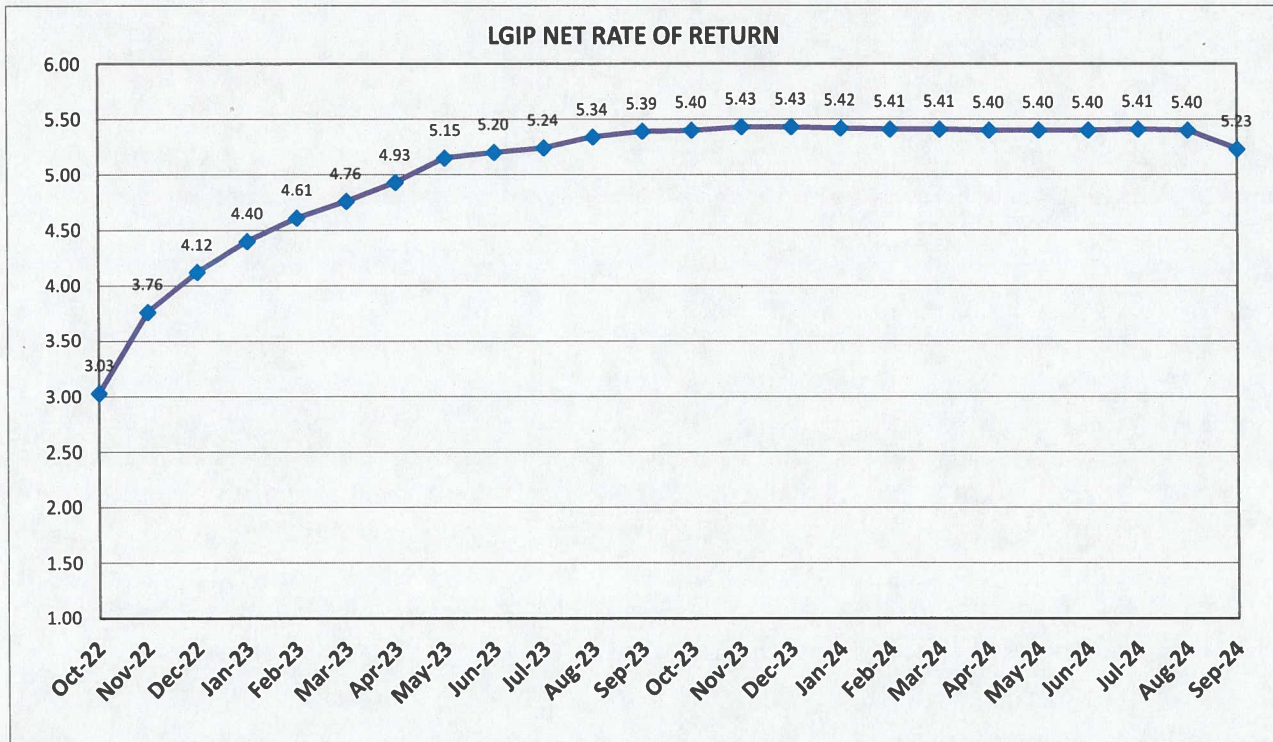
Account Summary

Beginning Balance:	5,067,739.31	Gross Earnings:	21,798.80
Deposits:	0.00	Administrative Fee:	23.78
Withdrawals:	0.00	Net Earnings:	21,775.02
Month End Balance:	5,067,739.31		
Administrative Fee Rate:	0.0057 %	Net Ending Balance:	5,089,514.33
Gross Earnings Rate:	5.2335 %		
Net Earnings Rate:	5.2278 %	Average Daily Balance:	5,067,739.31

**WASHINGTON STATE
LOCAL GOVERNMENT INVESTMENT POOL
September 30, 2024**

Investment Type	Average Balance	Sep-24	Average Balance	2024
	Sep-24	Percentage	CY 2024	Percentage
Agency Bullets	129,916,497.10	0.53%	14,224,433.99	0.06%
Agency Discount Notes	272,559,600.69	1.11%	270,419,688.87	1.10%
Agency Floating Rate Notes	5,073,394,801.22	20.68%	4,461,877,695.81	18.18%
Agency Variable Rate Notes	0.00	0.00%	0.00	0.00%
Certificates of Deposit	93,250,000.00	0.38%	120,861,313.87	0.49%
IB Bank Deposit	4,538,372,436.96	18.50%	4,362,545,072.90	17.78%
Repurchase Agreements	7,439,166,666.66	30.32%	6,510,018,248.09	26.53%
SOFR Floating Rate Notes	0.00	0.00%	0.00	0.00%
Supras - Bullets	0.00	0.00%	0.00	0.00%
Supras - Discount Notes	32,975,555.56	0.13%	336,132,844.89	1.37%
Supras- Floating Rate Notes	0.00	0.00%	0.00	0.00%
Supras - Variables	0.00	0.00%	0.00	0.00%
Term Repurchase Agreements	0.00	0.00%	351,094,890.51	1.43%
U.S. Treasury Securities	5,972,044,176.30	24.34%	6,987,820,252.16	28.48%
US Treasury Floating Rate Notes	980,948,374.20	4.00%	1,123,609,205.88	4.58%
Total Avg Daily Balance	24,532,628,108.69	100.00%	24,538,603,646.97	100.00%

Avg Days to Maturity 14 days



* Rates are calculated on a 365-day basis

WASHINGTON STATE LOCAL GOVERNMENT INVESTMENT POOL

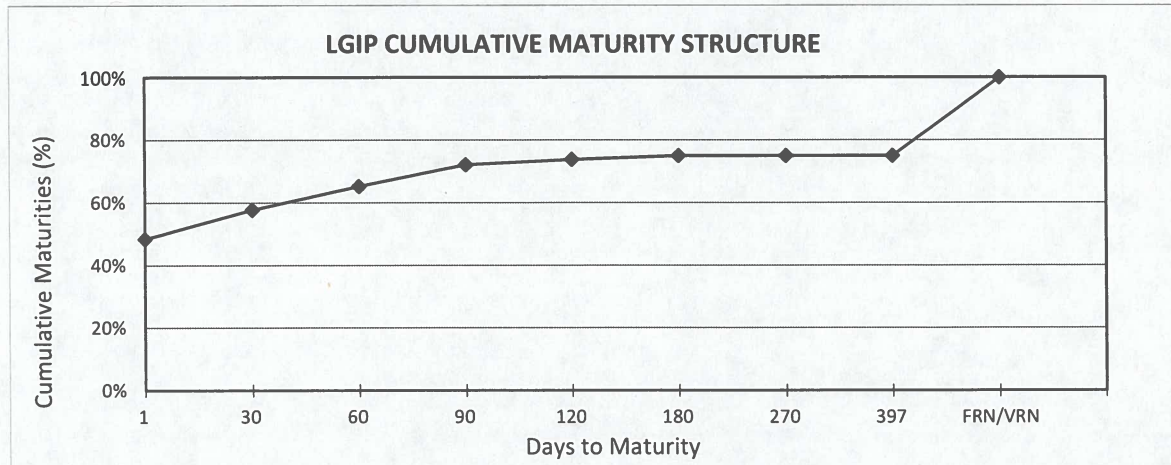
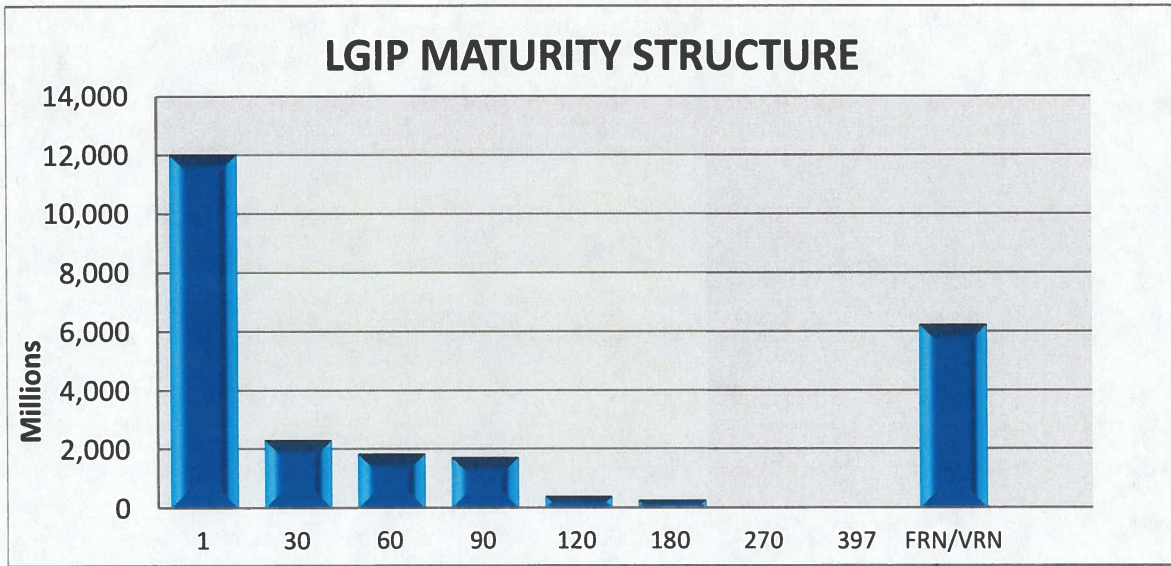
September 30, 2024

<u>DAYS TO MATURITY</u>	<u>\$ MATURING (PAR VALUE)*</u>	<u>% MATURING</u>	<u>CUMULATIVE % MATURING</u>
1	12,036.64	48.4%	48.4%
2-30	2,325.00	9.3%	57.7%
31-60	1,858.30	7.5%	65.2%
61-90	1,745.00	7.0%	72.2%
91-120	413.25	1.7%	73.8%
121-180	285.00	1.1%	75.0%
181-270	0.00	0.0%	75.0%
271-397	0.00	0.0%	75.0%
FRN/VRN	6,230.00	25.0%	100.0%

PORTFOLIO TOTAL:

24,893.19

* Amounts in millions of dollars



BANK RECONCILIATION

City Of White Salmon

Time: 13:16:59 Date: 12/16/2024

09/01/2024 To: 09/30/2024

Page: 1

1 Checking Account

Year	Trans#	Date	Type	Chk#	Vendor	Balance Forward	1,279,663.91
2024	3047	08/27/2024	Util Pay		Xpress Bill Pay	135.75	
2024	3068	08/28/2024	Util Pay		Xpress Bill Pay	478.89	
2024	3072	08/29/2024	Util Pay		Xpress Bill Pay	405.00	
2024	3078	08/30/2024	Util Pay		Xpress Bill Pay	18,141.41	
2024	3084	08/31/2024	Util Pay		Xpress Bill Pay	1,664.49	
2024	3080	09/01/2024	Util Pay		Xpress Bill Pay	5,555.57	
2024	3082	09/02/2024	Util Pay		Xpress Bill Pay	2,598.54	
2024	3121	09/03/2024	Util Pay		Xpress Bill Pay	12,807.33	
2024	3174	09/04/2024	Util Pay		Xpress Bill Pay	14,651.65	
2024	3198	09/05/2024	Tr Rec		Permitting Customer	13,517.41	
2024	3208	09/06/2024	Tr Rec		State of Washington	8,516.69	
2024	3194	09/07/2024	Util Pay		Xpress Bill Pay	2,038.28	
2024	3196	09/08/2024	Util Pay		Xpress Bill Pay	1,368.05	
2024	3207	09/09/2024	Tr Rec		Permitting Customer	57,886.26	
2024	3441	09/10/2024	Tr Rec		Klickitat County Treasurer	22,839.59	
2024	3225	09/11/2024	Tr Rec		Permitting Customer	10,415.41	
2024	3233	09/12/2024	Tr Rec		Permitting Customer	12,009.74	
2024	3245	09/13/2024	Tr Rec		Permitting Customer	19,287.18	
2024	3241	09/14/2024	Util Pay		Xpress Bill Pay	661.49	
2024	3243	09/15/2024	Util Pay		Xpress Bill Pay	28,563.62	
2024	3276	09/16/2024	Util Pay		Xpress Bill Pay	15,422.16	
2024	3349	09/17/2024	Tr Rec		Permitting Customer	20,716.86	
2024	3365	09/18/2024	Tr Rec		State of Washington	15,856.06	
2024	3352	09/19/2024	Tr Rec		Permitting Customer	36,497.93	
2024	4286	09/20/2024	Tr Rec		State of Washington	143,601.91	
2024	3358	09/21/2024	Util Pay		Xpress Bill Pay	2,258.60	
2024	3360	09/22/2024	Util Pay		Xpress Bill Pay	1,036.37	
2024	3402	09/23/2024	Tr Rec		Permitting Customer	6,065.64	
2024	3385	09/24/2024	Util Pay		Xpress Bill Pay	3,514.04	
2024	3406	09/25/2024	Tr Rec		State of Washington	780.60	
2024	3405	09/26/2024	Tr Rec		Permitting Customer	2,039.66	
2024	4285	09/27/2024	Tr Rec		USDA Rural Development	141,155.13	
2024	3408	09/30/2024	Tr Rec		State of Washington	97,741.72	
						Total Credits:	720,229.03

Year	Trans#	Date	Type	Chk#	Vendor	
2024	2242	07/03/2024	Claims	41463	Ashley Brown	39.44
2024	2792	08/07/2024	Claims	41569	Columbia Gorge News, LLC	108.00
2024	2808	08/07/2024	Claims	41585	Masonic Lodge # 163	543.93
2024	2832	08/07/2024	Claims	41609	Jonas Welch and Miranda Gensler	322.69
2024	2980	08/21/2024	Claims	41623	Columbia Gorge News, LLC	81.00
2024	2984	08/21/2024	Claims	41627	Gorge Stone Works, LLC	9,067.50
2024	2991	08/21/2024	Claims	41634	Hood River Valley Parks and Rec District	500.00
2024	2997	08/21/2024	Claims	41640	Knapp, O'Dell & Macpherson PLLC	2,657.00
2024	3003	08/21/2024	Claims	41646	Office Depot	305.47
2024	3005	08/21/2024	Claims	41648	Precision Service and Electric	734.29
2024	3009	08/21/2024	Claims	41652	Verizon Wireless	1,118.52
2024	3059	08/28/2024	Claims	41658	Badland Truck Sales Inc	61,000.00
2024	3060	08/28/2024	Claims	41659	CenturyLink	1,034.66
2024	3061	08/28/2024	Claims	41660	Klickitat County Health	175.00
2024	3062	08/28/2024	Claims	41661	PUD No 1 Of Klickitat County	3,279.66
2024	3063	08/28/2024	Claims	41662	US Bank	7,076.44
2024	3434	09/03/2024	Claims		Chase Paymentech	2,128.19
2024	3127	09/04/2024	Claims	41666	America's Phone Guys	750.81

BANK RECONCILIATION

City Of White Salmon

Time: 13:16:59 Date: 12/16/2024

09/01/2024 To: 09/30/2024

Page: 3

Year	Trans#	Date	Type	Chk#	Vendor	
2024	3160	09/05/2024	Payroll		AFLAC	74.80
2024	3161	09/05/2024	Payroll		Association Of WA Cities	36,812.94
2024	3162	09/05/2024	Payroll		Internal Revenue Service	19,764.05
2024	3163	09/05/2024	Payroll		LifeSecure Insurance Company	1,221.60
2024	3164	09/05/2024	Payroll		LifeSecure Insurance Company	410.79
2024	3165	09/05/2024	Payroll		LifeSecure Insurance Company	119.25
2024	3166	09/05/2024	Payroll		Oregon Department of Revenue	545.00
2024	3167	09/05/2024	Payroll		Standard Insurance	373.35
2024	3168	09/05/2024	Payroll		WA State Dept Retirement Systems	10,450.93
2024	3169	09/05/2024	Payroll	41699	WSCCCE	827.67
2024	3170	09/05/2024	Payroll		WA State Dept Retirement Systems	316.93
2024	3178	09/05/2024	Claims	41700	Artistic Excavation, LLC	15,838.83
2024	3179	09/05/2024	Claims	41701	Slateco, LLC	13,148.30
2024	3363	09/05/2024	Claims		Xpress Bill Pay	869.83
2024	3428	09/10/2024	Claims		USDA Rural Development	7,920.00
2024	4287	09/11/2024	Ser Chge		1st Security Bank of Washington	373.37
2024	3489	09/15/2024	Claims		Starlink	120.00
2024	3292	09/18/2024	Claims	41702	AT&T Mobility	130.41
2024	3293	09/18/2024	Claims	41703	Ace Hardware	465.36
2024	3294	09/18/2024	Claims	41704	Vestis	114.30
2024	3295	09/18/2024	Claims	41705	Aspect Consulting	3,773.75
2024	3297	09/18/2024	Claims	41707	Coburn Electric, Inc.	12,985.54
2024	3298	09/18/2024	Claims	41708	Columbia Cascade Pest Control, LLC	161.55
2024	3299	09/18/2024	Claims	41709	Columbia Gorge News, LLC	162.00
2024	3300	09/18/2024	Claims	41710	Correct Equipment Inc	246.77
2024	3301	09/18/2024	Claims	41711	DataPro Solutions, Inc	167.72
2024	3302	09/18/2024	Claims	41712	Databar	1,608.61
2024	3303	09/18/2024	Claims	41713	Facet	24,214.10
2024	3304	09/18/2024	Claims	41714	Gray & Osborne, Inc	325.72
2024	3305	09/18/2024	Claims	41715	Green Construction, Inc.	33,107.87
2024	3306	09/18/2024	Claims	41716	HR Answers, Inc	169.00
2024	3307	09/18/2024	Claims	41717	Harper Houf Peterson Righellis Inc	4,005.67
2024	3308	09/18/2024	Claims	41718	Hood River County	2,476.27
2024	3309	09/18/2024	Claims	41719	Icesoft Technologies Inc	2,200.00
2024	3310	09/18/2024	Claims	41720	James Dean Construction, Inc	280.87
2024	3311	09/18/2024	Claims	41721	Klickitat County Health Dept	560.00
2024	3312	09/18/2024	Claims	41722	Klickitat County	19,607.92
2024	3313	09/18/2024	Claims	41723	Les Schwab Tire Center	2,722.76
2024	3314	09/18/2024	Claims	41724	Master Meter, Inc.	2,365.00
2024	3315	09/18/2024	Claims	41725	Mid-American Research Chemical Corp	281.04
2024	3317	09/18/2024	Claims	41727	Onsite Supply House LLC	45.71
2024	3318	09/18/2024	Claims	41728	PUD No 1 Of Klickitat County	8,978.24
2024	3319	09/18/2024	Claims	41729	Stephanie Marie Porter	163.48
2024	3320	09/18/2024	Claims	41730	Quill	141.11
2024	3321	09/18/2024	Claims	41731	Republic Services #487	410.55
2024	3322	09/18/2024	Claims	41732	San Diego Police Equipment Co.	1,376.59
2024	3323	09/18/2024	Claims	41733	Sea Reach LTD	845.50
2024	3324	09/18/2024	Claims	41734	Shred-it USA LLC	254.96
2024	3325	09/18/2024	Claims	41735	The Next Door	150.00
2024	3326	09/18/2024	Claims	41736	TransUnion Risk & Alternative	80.71
2024	3329	09/18/2024	Claims	41739	White Salmon, City Of	9,113.07
2024	3330	09/18/2024	Claims	41740	Wilcox & Flegel	2,159.99
2024	3331	09/18/2024	Claims	41741	Xerox Financial Services, LLC	844.95
2024	3248	09/20/2024	Payroll		Ryan Hardie Adam	2,261.35
2024	3249	09/20/2024	Payroll		Ethan Adkins	1,568.57
2024	3250	09/20/2024	Payroll		Erika Castro-Guzman	2,273.31
2024	3251	09/20/2024	Payroll		Garique W Clifford	3,000.45

BANK RECONCILIATION

City Of White Salmon

Time: 13:16:59 Date: 12/16/2024

09/01/2024 To: 09/30/2024

Page: 5

2018	7272	09/05/2018	Payroll	34156	Vargas, Savannah	49.10
2018	7524	09/20/2018	Payroll	34222	Vargas, Savannah	20.68
2018	8618	12/05/2018	Payroll	34449	Heredia, Angelina	27.70
2019	2627	06/05/2019	Claims	35066	Stiffler, Christopher	168.00
2019	3568	08/07/2019	Claims	35245	Long, Mark	179.21
2020	1811	05/06/2020	Claims	36098	Lisa Doslu, Trustee, James B Roberson Trust	10.38
2021	218	01/20/2021	Claims	36799	Hood, Thomas	4.71
2021	228	01/20/2021	Claims	36809	Schwab, Jennifer	49.19
2021	232	01/20/2021	Claims	36813	Zallen, Garret	0.05
2021	1733	05/19/2021	Claims	37101	Kyte, Nora B.	3.34
2021	3458	10/06/2021	Claims	37455	Ernie's Locks & Keys LLC	325.00
2021	4396	12/20/2021	Payroll	37678	Stiffler, Christopher	27.70
2023	2372	07/05/2023	Claims	40335	Albertson, Holly	150.00
2023	2903	08/16/2023	Claims	40451	Adam, Ryan Hardie	24.71
2023	3321	09/20/2023	Claims	40566	Blake, Jonathan and Martha	144.81
2023	3325	09/20/2023	Claims	40570	Carrier, David	5.24
2023	3335	09/20/2023	Claims	40580	Griebbling, John	5.89
2023	3341	09/20/2023	Claims	40586	Lois Camp Estate	24.28
2023	3343	09/20/2023	Claims	40588	Morrissey and Masa Bauer, Ryan	9.07
2023	3360	09/20/2023	Claims	40605	Wright, Peter	18.26
2023	4383	12/20/2023	Payroll	40838	Swann, David S	480.22
2024	1028	04/05/2024	Payroll	41174	Fink, Patricia F	205.51
2024	1066	04/03/2024	Claims	41178	Adam, Ryan Hardie	12.31
2024	2004	06/20/2024	Claims	41429	Heartsong	150.00
2024	2292	06/05/2024	Claims		Xpress Bill Pay	870.77
2024	2523	07/17/2024	Claims	41522	Delaere, Steven	340.47
2024	2706	08/05/2024	Payroll	41554	Fink, Patricia F	205.51
2024	2823	08/07/2024	Claims	41600	Reynier, Ron Atty At Law	1,400.00
2024	3095	09/05/2024	Payroll	41663	Fink, Patricia F	205.51
2024	3143	09/04/2024	Claims	41682	Moulton, Dottie	150.00
2024	3151	09/04/2024	Claims	41690	Reynier, Ron Atty At Law	1,400.00
2024	3159	09/04/2024	Claims	41698	Woodrich, Kenneth B.	400.00
2024	3296	09/18/2024	Claims	41706	Baxter, Shelley	150.00
2024	3316	09/18/2024	Claims	41726	Office Depot	315.16
2024	3327	09/18/2024	Claims	41737	Verizon Wireless	1,119.01
2024	3328	09/18/2024	Claims	41738	WA State Dept Licensing	4,930.25
2024	3391	09/26/2024	Claims	41742	CenturyLink	840.94
2024	3392	09/26/2024	Claims	41743	North Cascade Excavating, LLC	125,068.55
2024	3429	09/30/2024	Claims	41744	Bingen, City Of	32,942.91
2024	3430	09/30/2024	Claims	41745	Klickitat County Prosecutor	29.79
2024	3431	09/30/2024	Claims	41746	WA State Treas. Cash Mgmt Dept	1,568.16
2024	3432	09/30/2024	Claims	41747	White Salmon, City Of	65,671.27
2024	4280	09/30/2024	Payroll		Department Of Labor & Industries	9,258.85
2024	4281	09/30/2024	Payroll		Employment Security Department	872.24
2024	4282	09/30/2024	Payroll		Employment Security Dept- PFMLA/WA LTC	3,379.38
2024	4283	09/30/2024	Payroll		Oregon Dept. of Revenue - Transit Tax	54.29

Outstanding Debits: 253,393.56

Reconciled Book Balance: 1,150,875.31

BANK RECONCILIATION

City Of White Salmon

Time: 13:17:51 Date: 12/16/2024

09/01/2024 To: 09/30/2024

Page: 1

2 State Pool

Year	Trans#	Date	Type	Chk#	Vendor	Balance Forward	5,067,739.31
2024	4284	09/30/2024	Tr Rec		WA State Investment Pool		<u>21,775.02</u>

Total Credits: 21,775.02

Year	Trans#	Date	Type	Chk#	Vendor		
------	--------	------	------	------	--------	--	--

Total Debits: 0.00

Reconciled Bank Balance: 5,089,514.33

Outstanding Credits: _____

Outstanding Debits: _____

Reconciled Book Balance: 5,089,514.33

BANK RECONCILIATION

City Of White Salmon

Time: 13:18:10 Date: 12/16/2024

09/01/2024 To: 09/30/2024

Page: 1

3 Petty Cash

Year	Trans#	Date	Type	Chk#	Vendor	Balance Forward	25.00	
							Total Credits:	0.00
							Total Debits:	0.00
							Reconciled Bank Balance:	25.00
							Outstanding Credits:	
							Outstanding Debits:	
							Reconciled Book Balance:	25.00

BANK RECONCILIATION

City Of White Salmon

Time: 13:18:24 Date: 12/16/2024

09/01/2024 To: 09/30/2024

Page: 1

4 Cash Drawer 1

Year	Trans#	Date	Type	Chk#	Vendor	Balance Forward	150.00
------	--------	------	------	------	--------	-----------------	--------

Total Credits:							0.00
----------------	--	--	--	--	--	--	------

Year	Trans#	Date	Type	Chk#	Vendor
------	--------	------	------	------	--------

Total Debits:						0.00
---------------	--	--	--	--	--	------

Reconciled Bank Balance:						150.00
--------------------------	--	--	--	--	--	--------

Outstanding Credits:						
----------------------	--	--	--	--	--	--

Outstanding Debits:						
---------------------	--	--	--	--	--	--

Reconciled Book Balance:						150.00
---------------------------------	--	--	--	--	--	---------------

BANK RECONCILIATION

City Of White Salmon

Time: 13:18:36 Date: 12/16/2024

09/01/2024 To: 09/30/2024

Page: 1

5 Cash Drawer 2

Year	Trans#	Date	Type	Chk#	Vendor	Balance Forward	150.00
------	--------	------	------	------	--------	-----------------	--------

Total Credits:							0.00
----------------	--	--	--	--	--	--	------

Year	Trans#	Date	Type	Chk#	Vendor
------	--------	------	------	------	--------

Total Debits:						0.00
---------------	--	--	--	--	--	------

Reconciled Bank Balance:						150.00
--------------------------	--	--	--	--	--	--------

Outstanding Credits:						
----------------------	--	--	--	--	--	--

Outstanding Debits:						
---------------------	--	--	--	--	--	--

Reconciled Book Balance:						150.00
---------------------------------	--	--	--	--	--	---------------