



**City of White Salmon**  
**October 2024**  
**Budget Report**

# TREASURER'S REPORT

## Fund Totals

City Of White Salmon

Time: 21:59:04 Date: 12/16/2024

10/01/2024 To: 10/31/2024

Page: 1

Fund	Previous Balance	Revenue	Expenditures	Ending Balance	Claims Clearing	Payroll Clearing	Outstanding Deposits	Adjusted Ending Balance
001 Current Expense	898,209.39	234,507.88	205,247.78	927,469.49	19,653.43	1,242.75	-58.50	948,307.17*
101 Street Fund	155,026.97	48,949.99	27,951.66	176,025.30	277.46	136.36	0.00	176,439.12
107 Pool Fund	0.00	0.00		0.00	0.00	77.69	0.00	77.69
108 Municipal Capital Imp Fund	476,000.30	5,950.88		481,951.18	0.00	0.00	0.00	481,951.18
110 Fire Reserve Fund	354,629.85	1,331.16	1,442.50	354,518.51	0.00	0.00	0.00	354,518.51
112 General Fund Reserve	277,727.09	1,166.25		278,893.34	0.00	0.00	0.00	278,893.34
115 Emergency Response Fund	100,430.66	421.77		100,852.43	0.00	0.00	0.00	100,852.43
121 Police Vehicle Reserve Fund	145,979.05	594.91		146,573.96	0.00	0.00	0.00	146,573.96
122 Police General Reserve Fund	80,000.00	335.97		80,335.97	0.00	0.00	0.00	80,335.97
204 Local Bond Fund	-66,882.37	442.66	959.06	-67,398.77	0.00	0.00	0.00	-67,398.77
302 Transportation Improvement Fund	83,826.61	6,512.64		90,339.25	0.00	0.00	0.00	90,339.25
303 Hotel/Motel Taxes	217,657.92	8,204.23		225,862.15	0.00	0.00	0.00	225,862.15
307 Park and Recreation Fund	31,872.24	5,894.83		37,767.07	0.00	0.00	0.00	37,767.07
341 General Fund Public Works Vehicle Replacement Fund	3,333.36	845.94		4,179.30	0.00	0.00	0.00	4,179.30
342 Street Fund Public Works Vehicle Replacement Fund	6,666.64	1,691.86		8,358.50	0.00	0.00	0.00	8,358.50
401 Water Fund	813,637.74	340,988.74	232,480.16	922,146.32	3,167.86	267.88	-2,299.90	923,282.16
402 Wastewater Collection Fund	286,669.05	93,901.88	88,282.11	292,288.82	3,084.13	119.39	-1,327.65	294,164.69
408 Water Reserve Fund	561,103.40	48,879.39		609,982.79	0.00	0.00	0.00	609,982.79
409 Wastewater Reserve Fund	366,363.16	12,078.78	5,652.08	372,789.86	0.00	0.00	0.00	372,789.86
412 Water Rights Acquisition Fund	484,493.93	14,200.98		498,694.91	-4.05	0.00	-175.00	498,515.86
413 Water Bond Redemption Fund	78,193.22	32,694.46	24,396.00	86,491.68	0.00	0.00	0.00	86,491.68
414 Wastewater Bond Redemption Fund	11,525.27	0.00		11,525.27	0.00	0.00	0.00	11,525.27
415 Water Bond Reserve Fund	145,260.38	3,776.46		149,036.84	0.00	0.00	0.00	149,036.84
416 Wastewater Bond Reserve Fund	83,108.24	349.02		83,457.26	0.00	0.00	0.00	83,457.26
417 Treatment Plant Reserve Fund	412,931.81	4,681.67		417,613.48	0.00	0.00	0.00	417,613.48
418 Water Short Lived Asset Reserve Fund	229,543.72	21,832.44	51,802.20	199,573.96	0.00	0.00	0.00	199,573.96
419 Water Construction Loan Fund	-35,072.92	0.00		-35,072.92	0.00	0.00	0.00	-35,072.92
420 USDA Rural Development - Jewett Water Main Improvements	-1,641.99	0.00		-1,641.99	0.00	0.00	0.00	-1,641.99
428 Water Fund Vehicle Reserve Fund	33,333.36	8,333.34		41,666.70	0.00	0.00	0.00	41,666.70
429 Wastewater Fund Public Works Vehicle Rplacement Fund	6,666.64	1,666.66		8,333.30	0.00	0.00	0.00	8,333.30
601 Remittances	121.62	748.54	93.75	776.41	0.00	0.00	0.00	776.41

# TREASURER'S REPORT

## Fund Totals

City Of White Salmon

10/01/2024 To: 10/31/2024

Time: 21:59:04 Date: 12/16/2024

Page: 2

Fund	Previous Balance	Revenue	Expenditures	Ending Balance	Claims Clearing	Payroll Clearing	Outstanding Deposits	Adjusted Ending Balance
	<b>6,240,714.34</b>	<b>900,983.33</b>	<b>638,307.30</b>	<b>6,503,390.37</b>	<b>26,178.83</b>	<b>1,844.07</b>	<b>-3,861.05</b>	<b>6,527,552.22</b>

# TREASURER'S REPORT

## Account Totals

City Of White Salmon

10/01/2024 To: 10/31/2024

Time: 21:59:04 Date: 12/16/2024

Page: 3

Cash Accounts		Beg Balance	Deposits	Withdrawals	Ending	Outstanding Rec	Outstanding Exp	Adj Balance
1	Checking Account	1,150,875.01	757,988.90	516,638.61	1,392,225.30	-3,861.05	28,022.90	1,416,387.15
3	Petty Cash	25.00	0.00	0.00	25.00	0.00	0.00	25.00
4	Cash Drawer 1	150.00	0.00	0.00	150.00	0.00	0.00	150.00
5	Cash Drawer 2	150.00	0.00	0.00	150.00	0.00	0.00	150.00
Total Cash:		1,151,200.01	757,988.90	516,638.61	1,392,550.30	-3,861.05	28,022.90	<b>1,416,712.15</b>
Investment Accounts		Beg Balance	Deposits	Withdrawals	Ending	Outstanding Rec	Outstanding Exp	Adj Balance
2	State Pool	5,089,514.33	21,325.74	0.00	5,110,840.07	0.00	0.00	5,110,840.07
Total Investments:		5,089,514.33	21,325.74	0.00	5,110,840.07	0.00	0.00	<b>5,110,840.07</b>
		<b>6,240,714.34</b>	<b>779,314.64</b>	<b>516,638.61</b>	<b>6,503,390.37</b>	<b>-3,861.05</b>	<b>28,022.90</b>	<b>6,527,552.22</b>

**TREASURER'S REPORT**  
**Fund Investments By Account**

City Of White Salmon

10/01/2024 To: 10/31/2024

Time: 21:59:04 Date: 12/16/2024

Page: 4

Fund Totals:	Previous Balance	Purchases	Interest	Total Investments	Liquidated	Ending Balance
001 000 Current Expense	734,622.68		3,085.15	3,085.15		737,707.83
101 000 Street Fund	132,543.37		556.63	556.63		133,100.00
108 000 Municipal Capital Imp Fund	467,132.76		1,961.79	1,961.79		469,094.55
110 000 Fire Reserve Fund	316,968.95		1,331.16	1,331.16		318,300.11
112 000 General Govt Reserve Fund	277,701.92		1,166.25	1,166.25		278,868.17
115 000 Emergency Response Fund	100,430.66		421.77	421.77		100,852.43
121 000 Police Vehicle Reserve Fund	141,657.49		594.91	594.91		142,252.40
122 000 Police General Reserve Fund	80,000.00		335.97	335.97		80,335.97
302 000 Transportation Improvement Fund	75,322.99		316.33	316.33		75,639.32
303 000 Hotel/Motel Taxes	131,265.05		551.27	551.27		131,816.32
307 000 New Pool Construction Fund	14,641.92		61.49	61.49		14,703.41
341 000 General Fund Public Works Vehicle Replacement Fund	3,000.00		12.60	12.60		3,012.60
342 000 Street Fund Public Works Vehicle Replacement Fund	6,000.00		25.20	25.20		6,025.20
401 000 Water Fund	456,068.35	50,000.00	1,915.32	51,915.32		507,983.67
402 000 Wastewater Collection Fund	224,896.83		944.49	944.49		225,841.32
408 000 Water Reserve Fund	498,231.58		2,092.39	2,092.39		500,323.97
409 000 Wastewater Reserve Fund	336,246.49		1,412.12	1,412.12		337,658.61
412 000 Water Rights Acquisition Fund	183,037.59		768.69	768.69		183,806.28
413 000 Water Bond Redemption Fund	50,985.96		214.12	214.12		51,200.08
415 000 Water Bond Reserve Fund	125,797.74		528.30	528.30		126,326.04
416 000 Wastewater Bond Reserve Fund	83,107.81		349.02	349.02		83,456.83
417 000 Treatment Plant Reserve Fund	400,431.81		1,681.67	1,681.67		402,113.48
418 000 Water Short Lived Asset Reserve Fund	237,897.85		999.10	999.10	50,000.00	188,896.95
2 - State Pool	<u>5,077,989.80</u>	<u>50,000.00</u>	<u>21,325.74</u>	<u>71,325.74</u>	<u>50,000.00</u>	<u><b>5,099,315.54</b></u>
	<u>5,077,989.80</u>	<u>50,000.00</u>	<u>21,325.74</u>	<u>71,325.74</u>	<u>50,000.00</u>	<u><b>5,099,315.54</b></u>

# TREASURER'S REPORT

## Fund Investment Totals

City Of White Salmon

10/01/2024 To: 10/31/2024

Time: 21:59:04 Date: 12/16/2024

Page: 5

Fund Totals:	Previous Balance	Purchases	Interest	Ttl Investments	Liquidated	Investment Bal	Available Cash
001 Current Expense	734,622.68		3,085.15	3,085.15		737,707.83	189,761.66
101 Street Fund	132,543.37		556.63	556.63		133,100.00	42,925.30
108 Municipal Capital Imp Fund	467,132.76		1,961.79	1,961.79		469,094.55	12,856.63
110 Fire Reserve Fund	316,968.95		1,331.16	1,331.16		318,300.11	36,218.40
112 General Fund Reserve	277,701.92		1,166.25	1,166.25		278,868.17	25.17
115 Emergency Response Fund	100,430.66		421.77	421.77		100,852.43	0.00
121 Police Vehicle Reserve Fund	141,657.49		594.91	594.91		142,252.40	4,321.56
122 Police General Reserve Fund	80,000.00		335.97	335.97		80,335.97	0.00
204 Local Bond Fund						0.00	-67,398.77
302 Transportation Improvement Fund	75,322.99		316.33	316.33		75,639.32	14,699.93
303 Hotel/Motel Taxes	131,265.05		551.27	551.27		131,816.32	94,045.83
307 Park and Recreation Fund	14,641.92		61.49	61.49		14,703.41	23,063.66
341 General Fund Public Works Vehicle Replacement Fund	3,000.00		12.60	12.60		3,012.60	1,166.70
342 Street Fund Public Works Vehicle Replacement Fund	6,000.00		25.20	25.20		6,025.20	2,333.30
401 Water Fund	456,068.35	50,000.00	1,915.32	51,915.32		507,983.67	414,162.65
402 Wastewater Collection Fund	224,896.83		944.49	944.49		225,841.32	66,447.50
408 Water Reserve Fund	498,231.58		2,092.39	2,092.39		500,323.97	109,658.82
409 Wastewater Reserve Fund	336,246.49		1,412.12	1,412.12		337,658.61	35,131.25
412 Water Rights Acquisition Fund	183,037.59		768.69	768.69		183,806.28	314,888.63
413 Water Bond Redemption Fund	50,985.96		214.12	214.12		51,200.08	35,291.60
414 Wastewater Bond Redemption Fund						0.00	11,525.27
415 Water Bond Reserve Fund	125,797.74		528.30	528.30		126,326.04	22,710.80
416 Wastewater Bond Reserve Fund	83,107.81		349.02	349.02		83,456.83	0.43
417 Treatment Plant Reserve Fund	400,431.81		1,681.67	1,681.67		402,113.48	15,500.00
418 Water Short Lived Asset Reserve Fund	237,897.85		999.10	999.10	50,000.00	188,896.95	10,677.01
419 Water Construction Loan Fund						0.00	-35,072.92
420 USDA Rural Development - Jewett Water Main Improve						0.00	-1,641.99
428 Water Fund Vehicle Reserve Fund						0.00	41,666.70
429 Wastewater Fund Public Works Vehicle Rplacement Fu						0.00	8,333.30
601 Remittances						0.00	776.41
	5,077,989.80	50,000.00	21,325.74	71,325.74	50,000.00	5,099,315.54	1,404,074.83

Ending fund balance (Page 1) - Investment balance = Available cash.

**6,503,390.37**

# TREASURER'S REPORT

## Outstanding Vouchers

10/01/2024 To: 10/31/2024

City Of White Salmon

As Of: 10/31/2024 Date: 12/16/2024

Time: 21:59:04 Page: 6

Year	Trans#	Date	Type	Acct#	War#	Vendor	Amount	Memo
2024	2295	04/25/2024	Tr Rec	1		Permitting Customer	-50.00	SmartGov - Plumbing Permit Overpayment Refund
2024	2408	07/08/2024	Tr Rec	1		Permitting Customer	30.00	SmartGov BU24-00155
2024	3777	10/28/2024	Util Pay	1		Xpress Bill Pay	434.08	Xpress Import - EFT - 10-28-2024__daily_batch.csv
2024	3790	10/29/2024	Util Pay	1		Xpress Bill Pay	80.00	Xpress Import - Metavante - 10-29-2024__daily_batch.csv
2024	3791	10/29/2024	Util Pay	1		Xpress Bill Pay	348.55	Xpress Import - CheckFree - 10-29-2024__daily_batch.csv
2024	3796	10/30/2024	Tr Rec	1		John Doe Citizen, Fingerprints/Notary/Recyl	25.00	Fingerprinting - Peter D Proschjensen
2024	3797	10/30/2024	Util Pay	1		Xpress Bill Pay	905.98	Xpress Import - CC - 10-30-2024__daily_batch.csv
2024	3798	10/30/2024	Util Pay	1		Xpress Bill Pay	124.34	Xpress Import - EFT - 10-30-2024__daily_batch.csv
2024	3799	10/30/2024	Util Pay	1		Xpress Bill Pay	238.62	Xpress Import - CheckFree - 10-30-2024__daily_batch.csv
2024	3800	10/31/2024	Util Pay	1		Batch Customer	153.98	
2024	3801	10/31/2024	Util Pay	1		Xpress Bill Pay	630.81	Xpress Import - CC - 10-31-2024__daily_batch.csv
2024	3802	10/31/2024	Util Pay	1		Xpress Bill Pay	657.11	Xpress Import - EFT - 10-31-2024__daily_batch.csv
2024	3803	10/31/2024	Util Pay	1		Xpress Bill Pay	229.08	Xpress Import - iPay - 10-31-2024__daily_batch.csv
2024	3868	10/31/2024	Tr Rec	1		Permitting Customer	53.50	SmartGov Payment BU24-00266
Receipts Outstanding:							<u>3,861.05</u>	
2024	2292	06/05/2024	Claims	1	EFT	Xpress Bill Pay	870.77	May Services
2024	4310	09/30/2024	Payroll	1	EFT	Employment Security Dept- PFMLA/WA LTC	1,513.38	Pay Cycle(s) 07/01/2024 To 09/30/2024 - PFMLA
2016	1220	03/16/2016	Claims	1	31118	Cecelia Joan Huard C/O Brad Huard	6.20	Refund inactive customer credit balance
2017	8301	11/01/2017	Claims	1	33126	David & Angela Hill	87.43	041725.1 - 393 NECHERRY ST
2018	768	02/07/2018	Claims	1	33497	Renee Wuollet	11.38	020675.0 - 560 NECENTER PL
2018	1201	03/07/2018	Claims	1	33577	Chris Parker	3.17	040127.2 - 705 NECHURCH PLACE # E
2018	3179	06/20/2018	Claims	1	33915	Lourens and Monette Pretorius	16.96	053189.0 - 17 ANNIE LANE
2018	7272	09/05/2018	Payroll	1	34156	Savannah Vargas	49.10	Aug Payroll #2
2018	7524	09/20/2018	Payroll	1	34222	Savannah Vargas	20.68	Sept Payroll #1
2018	8618	12/05/2018	Payroll	1	34449	Angelina Heredia	27.70	Nov Payroll #2
2019	2627	06/05/2019	Claims	1	35066	Christopher Stiffler	168.00	Reimburse - Wildland Firefighter Exam Fee
2019	3568	08/07/2019	Claims	1	35245	Mark Long	179.21	071525.2 - 1196 WJEWETT BLVD 1198 - Refund Credit Balance On Utility Acct #4750
2020	1811	05/06/2020	Claims	1	36098	James B Roberson Trust Lisa Doslu, Trustee	10.38	062750.0 - 625 SWWAUBISH ST- Credit Balance Refund
2021	218	01/20/2021	Claims	1	36799	Thomas Hood	4.71	073225.0 - 1180 SWTHORNTON DR - Utility Account 5592 Credit Balance Refund
2021	228	01/20/2021	Claims	1	36809	Jennifer Schwab	49.19	064200.1 - 366 SWEYRIE RD - Utility Account 5929 Credit Balance Refund
2021	232	01/20/2021	Claims	1	36813	Garret Zallen	0.05	022650.3 - 645 NEGRANDVIEW BLVD - Utility Account 1204 Credit Balance Refund
2021	1733	05/19/2021	Claims	1	37101	Nora B. Kyte	3.34	011450.0 - 552 SEOAK ST - Credit Balance Refund

# TREASURER'S REPORT

## Outstanding Vouchers

10/01/2024 To: 10/31/2024

As Of: 10/31/2024 Date: 12/16/2024

Time: 21:59:04 Page: 7

City Of White Salmon

Year	Trans#	Date	Type	Acct#	War#	Vendor	Amount	Memo
2021	3458	10/06/2021	Claims	1	37455	Ernie's Locks & Keys LLC	325.00	Park - Locksmithing
2021	4396	12/20/2021	Payroll	1	37678	Christopher Stiffler	27.70	Dec Payroll #2
2023	2372	07/05/2023	Claims	1	40335	Holly Albertson	150.00	Park Use Deposit Refund - Chad Hinman - Event date 06.17.23 - Receipt 99742
2023	2903	08/16/2023	Claims	1	40451	Ryan Hardie Adam	24.71	Reissue of check #38665 - PW Meal Tavel and Training
2023	3321	09/20/2023	Claims	1	40566	Jonathan and Martha Blake	144.81	062250.0 - 396 WJEWETT BLVD-Credit Balance Refund
2023	3325	09/20/2023	Claims	1	40570	David Carrier	5.24	074700.0 - 48 LAKEVIEW RD-Credit Balance Refund
2023	3335	09/20/2023	Claims	1	40580	John Griebing	5.89	030800.0 - 350 NWMICHIGAN AVE-Credit Balance Refund
2023	3341	09/20/2023	Claims	1	40586	Lois Camp Estate	24.28	043075.0 - 760 NWMICHIGAN AVE-Credit Balance Refund
2023	3343	09/20/2023	Claims	1	40588	Ryan Morrissey and Masa Bauer	9.07	060670.0 - 108 NWALTA VISTA DR-Credit Balance Refund
2023	3360	09/20/2023	Claims	1	40605	Peter Wright	18.26	041325.0 - 412 NEWISCONSIN ST-Credit Balance Refund
2024	1028	04/05/2024	Payroll	1	41174	Patricia F Fink	205.51	April Paryroll #1
2024	1066	04/03/2024	Claims	1	41178	Ryan Hardie Adam	12.31	Reimbursement - PW - Travel & Training - Meal Expense
2024	2004	06/20/2024	Claims	1	41429	Heartsong	150.00	Park Use Deposit Refund - Heartsong - Event date 05.04.24 - Receipt 103172
2024	2523	07/17/2024	Claims	1	41522	Steven Delaere	340.47	Utility Payment paid to permitting customer in error. Payments refunded.
2024	3504	10/02/2024	Claims	1	41765	Marla Keethler	150.00	Park Use Deposit Refund - Keethler, Marla - Event Date 09.17.24 - Receipt No 106202
2024	3517	10/02/2024	Claims	1	41778	Reynier, Ron Atty At Law	1,400.00	City Prosecuting Agreement - October 2024
2024	3625	10/16/2024	Claims	1	41794	Bingen, City Of	1,695.11	Wastewater Treatment Plant Pre-Construction Loan
2024	3640	10/16/2024	Claims	1	41809	Knapp, O'Dell & Macpherson PLLC	15,212.50	Attorney's Fees - August 2024; Attorneys Fees - September 2024
2024	3781	10/29/2024	Claims	1	41834	CenturyLink	849.51	CenturyLink - Shop Emergency Dialer - 2024 Sept ; CenturyLink - City Shop Broadband - 2024 Sept ; CenturyLink- City Hall - 2024 Sept ; CenturyLink - WW Waubish Lift St -2024 Sept ; CenturyLink - S
2024	3783	10/29/2024	Claims	1	41836	Les Schwab Tire Center	1,138.18	Police - Vehicle/Equip Repair/Maint Services - Strut Repair



# TREASURER'S REPORT

## Outstanding Vouchers

10/01/2024 To: 10/31/2024

As Of: 10/31/2024 Date: 12/16/2024

Time: 21:59:04 Page: 8

City Of White Salmon

Year	Trans#	Date	Type	Acct#	War#	Vendor	Amount	Memo
2024	3784	10/29/2024	Claims	1	41837	US Bank	175.03	US Bank - Additional payment for transactions pending receipts
2024	3785	10/29/2024	Claims	1	41838	Verizon Wireless	1,119.19	Verizon Wireless - September 2024
2024	3786	10/29/2024	Claims	1	41839	WA Assn Sheriffs & Police Chiefs	120.00	2024 WASPC Membership
2024	3787	10/29/2024	Claims	1	41840	Wilcox & Flegel	1,698.48	Police/PW - Fuel
							28,022.90	

Fund	Claims	Payroll	Total
001 Current Expense	19,653.43	1,242.75	20,896.18
101 Street Fund	277.46	136.36	413.82
107 Pool Fund	0.00	77.69	77.69
401 Water Fund	3,167.86	267.88	3,435.74
402 Wastewater Collection Fund	3,084.13	119.39	3,203.52
412 Water Rights Acquisition Fund	-4.05	0.00	-4.05
	26,178.83	1,844.07	28,022.90

**TREASURER'S REPORT**  
**Signature Page**

City Of White Salmon

10/01/2024 To: 10/31/2024

Time: 21:59:04 Date: 12/16/2024  
Page: 9

---

We the undersigned officers for the City of White Salmon have reviewed the foregoing report and acknowledge that to the best of our knowledge this report is accurate and true:

Signed: \_\_\_\_\_ Signed: \_\_\_\_\_  
Clerk/Treasurer / Date Chairman Budget Committee / Date

**City of White Salmon**  
**2024 October Treasurer's Report Reconciliation to Bank Statements**

Treasurer's Report Ending Balance	6,503,390.37
Treasurer's Report Adjusted Ending Balance	6,527,552.22
Columbia State Bank (Cash)	1,416,360.63
US Bank (Time Value - Investment)	0.00
WA State Treasurer (State Pool - Investment)	5,110,840.07
Petty Cash	25.00
Drawer 1	150.00
Drawer 2	150.00
Drawer 3	0.00
Total Cash and Investments	6,527,525.70
Less Outstanding Checks ( Treasurer's Report)	-28,022.90
Plus Outstanding Deposits (Page 1 of Treasurer's Report)	3,861.05
Bank Statement Adjusted Ending Balance	6,503,363.85
Difference	26.52

Note: PFMLA/WA Cares Combined Payment - WA Care cleared in October,  
PFMLA payment cleared in November - reconcile will happen in November  
2024

**City of White Salmon**  
**October 2024 Treasurer's Report Reconciliation**

	<b>Revenue</b>	<b>Expenditures</b>
	900,983.33	638,307.30
Treasurer's Receipts	327,823.23	299,468.11 Claims
Utility Receipts	451,491.41	211,057.19 Payroll
Interfund Transfers	127,697.00	127,697.00 Interfund Transfers
	0.00	65.00 Service Charge - Safe Deposit Box
	0.00	10.00 Service Charge -NSF Returned Item
	0.00	10.00 Service Charge -NSF Returned Item
Expenditure to Revenue	0.00	0.00 Expenditure to Revenue
Expenditure to Revenue	0.00	0.00 Expenditure to Revenue
Service Charge (NSF)	-512.22	0.00 Insufficient Funds
Service Charge (NSF)	-512.22	0.00 Insufficient Funds
Service Charge (NSF)	-495.95	0.00 Insufficient Funds
Service Charge (NSF)	-540.86	0.00 Insufficient Funds
Service Charge (NSF)	-854.87	0.00 Insufficient Funds
Service Charge (NSF)	-734.76	0.00 Insufficient Funds
Service Charge (NSF)	-746.04	0.00 Insufficient Funds
Service Charge (NSF)	-503.00	0.00 Insufficient Funds
Service Charge (NSF)	-498.77	0.00 Insufficient Funds
Service Charge (NSF)	-491.72	0.00 Insufficient Funds
Service Charge (NSF)	-137.90	0.00 Insufficient Funds
Stop Payment	0.00	0.00 Stop Payment
Revenue to Expenditure	0.00	0.00 Revenue to Expenditure
Revenue to Expenditure	0.00	0.00 Revenue to Expenditure-Utility Refund
	900,983.33	638,307.30
	0.00	0.00

CITY OF WHITE SALMON  
PO BOX 2139  
WHITE SALMON WA 98672-2139

**Harvest Higher Rates**  
180-DAY CD/IRA CD

**4.50% APY<sup>1</sup>**  
With Relationship<sup>2</sup>

**3.75% APY<sup>1</sup>**  
With no Relationship<sup>2</sup>

Ask your banker for more details or visit [fsbwa.com/cds](http://fsbwa.com/cds)

**Summary of Deposit Account Activity**

	Account #	Beginning Balance	Withdrawals/ Service Charges*	Deposits	Dividends/ Interest	Ending Balance
PF 1st Business Checking	10012469	1,386,125.45	742,036.09	772,271.27	0.00	1,416,360.63

**Deposit Account Activity**

**PF 1st Business Checking - 10012469**

0.00% Annual Percentage Yield Earned for this account

**Deposits**

Date	Amount	Transaction Description
10/01	510.66	External Deposit CITY OF WHITE SA - CREDITS 227217412
10/01	516.86	External Deposit PAYMENTECH - DEPOSIT 5708363
10/01	1,110.13	External Deposit PAYMENTECH - DEPOSIT 5708363
10/01	1,214.77	External Deposit PAYMENTECH - DEPOSIT 5708363
10/01	11,048.04	Deposit
10/02	298.76	External Deposit CITY OF WHITE SA - CREDITS 227393231
10/02	1,191.95	External Deposit PAYMENTECH - DEPOSIT 5708363
10/02	65,971.27	Deposit
10/03	1,405.07	External Deposit CITY OF WHITE SA - CREDITS 227490898
10/03	5,239.02	External Deposit PAYMENTECH - DEPOSIT 5708363
10/03	578.23	Deposit
10/04	250.00	External Deposit WA ST TREASURER - REVDISTRIB 2530
10/04	867.18	External Deposit CITY OF WHITE SA - CREDITS 227518077
10/04	2,387.45	External Deposit PAYMENTECH - DEPOSIT 5708363
10/04	155.78	Deposit
10/04	128,935.75	Deposit
10/07	1,709.46	External Deposit PAYMENTECH - DEPOSIT 5708363
10/07	2,508.26	External Deposit CITY OF WHITE SA - CREDITS 227574882
10/07	5,459.71	Deposit
10/08	1,289.28	External Deposit PAYMENTECH - DEPOSIT 5708363
10/08	1,659.70	External Deposit CITY OF WHITE SA - CREDITS 227635392
10/08	2,480.88	External Deposit PAYMENTECH - DEPOSIT 5708363

<sup>1</sup> APY = Annual Percentage Yield. APY is effective 10/1/24. Minimum opening deposit for the 180-day CD requires \$500, maximum CD amount is \$240,000. Fees reduce earnings on your account. Early withdrawal penalty may apply.

<sup>2</sup> Relationship is defined as opening and using a consumer or business checking account with 1st Security Bank.

## Deposit Account Activity (continued)

Date	Amount	Transaction Description
10/08	17,312.54	Deposit
10/09	225.00	External Deposit WA ST TREASURER - REVDISTRIB 2530
10/09	1,910.14	External Deposit CITY OF WHITE SA - CREDITS 227757085
10/09	3,735.62	External Deposit PAYMENTECH - DEPOSIT 5708363
10/09	2,219.70	Deposit
10/10	364.44	External Deposit PAYMENTECH - DEPOSIT 5708363
10/10	6,754.31	External Deposit CITY OF WHITE SA - CREDITS 227822460
10/10	4,985.84	Deposit
10/11	225.00	External Deposit WA ST TREASURER - REVDISTRIB 2530
10/11	3,374.91	External Deposit PAYMENTECH - DEPOSIT 5708363
10/11	5,848.57	External Deposit CITY OF WHITE SA - CREDITS 227882000
10/11	2,923.25	Deposit
10/11	121.52	Deposit
10/15	75.00	External Deposit WA ST TREASURER - REVDISTRIB 2530
10/15	1,891.78	External Deposit PAYMENTECH - DEPOSIT 5708363
10/15	4,012.13	External Deposit CITY OF WHITE SA - CREDITS 227992358
10/15	295.03	External Deposit PAYMENTECH - DEPOSIT 5708363
10/15	430.16	External Deposit PAYMENTECH - DEPOSIT 5708363
10/15	2,420.77	External Deposit PAYMENTECH - DEPOSIT 5708363
10/15	4,007.60	Deposit
10/15	12,162.88	Deposit
10/15	530.13	Deposit
10/16	2,379.36	External Deposit PAYMENTECH - DEPOSIT 5708363
10/16	2,814.46	External Deposit CITY OF WHITE SA - CREDITS 228053738
10/16	130.74	Deposit
10/16	7,687.59	Deposit
10/17	1,429.17	External Deposit PAYMENTECH - DEPOSIT 5708363
10/17	2,246.12	External Deposit CITY OF WHITE SA - CREDITS 228290114
10/17	892.04	Deposit
10/18	400.00	External Deposit 015 TREAS 310 - MISC PAY RMR*IV*BVP010370909*PI*400.00\ 916001528150400
10/18	700.00	External Deposit WA ST TREASURER - REVDISTRIB 2530
10/18	3,465.90	External Deposit CITY OF WHITE SA - CREDITS 228360080
10/18	9,939.63	External Deposit KCLICKITAT COUNTY ACH - KC REMIT KCT*5097734664*
10/18	28,071.96	External Deposit PAYMENTECH - DEPOSIT 5708363
10/18	1,742.33	Deposit
10/21	2,310.53	External Deposit CITY OF WHITE SA - CREDITS 228427060
10/21	2,727.01	External Deposit PAYMENTECH - DEPOSIT 5708363
10/21	65,940.90	External Deposit CITY WS DB 5200 - UTILPYM
10/21	64,615.02	Deposit
10/22	6,680.15	External Deposit PAYMENTECH - DEPOSIT 5708363
10/22	8,862.94	External Deposit PAYMENTECH - DEPOSIT 5708363
10/22	13,319.89	External Deposit PAYMENTECH - DEPOSIT 5708363
10/22	13,341.43	External Deposit CITY OF WHITE SA - CREDITS 228498396
10/22	32,146.18	Deposit
10/23	250.00	External Deposit WA ST TREASURER - REVDISTRIB 2530
10/23	3,241.51	External Deposit CITY OF WHITE SA - CREDITS 228721364
10/23	35,363.71	External Deposit PAYMENTECH - DEPOSIT 5708363
10/23	543.26	Deposit
10/24	922.21	External Deposit PAYMENTECH - DEPOSIT 5708363

## Deposit Account Activity (continued)

Date	Amount	Transaction Description
10/24	18,333.24	External Deposit CITY OF WHITE SA - CREDITS 228791999
10/24	1,207.80	Deposit
10/25	238.68	External Deposit PAYMENTECH - DEPOSIT 5708363
10/25	350.00	External Deposit WA ST TREASURER - REVISTRIB 2530
10/25	26,310.12	External Deposit CITY OF WHITE SA - CREDITS 228859423
10/25	436.18	Deposit
10/28	289.83	External Deposit PAYMENTECH - DEPOSIT 5708363
10/28	902.60	External Deposit CITY OF WHITE SA - CREDITS 228932979
10/28	14,874.72	Deposit
10/29	145.06	External Deposit PAYMENTECH - DEPOSIT 5708363
10/29	308.34	External Deposit WA ST TREASURER - REVISTRIB 2530
10/29	342.24	External Deposit PAYMENTECH - DEPOSIT 5708363
10/29	2,000.48	Deposit
10/30	962.82	External Deposit CITY OF WHITE SA - CREDITS 229203733
10/30	1,663.14	External Deposit PAYMENTECH - DEPOSIT 5708363
10/30	291.71	Deposit
10/31	306.85	External Deposit PAYMENTECH - DEPOSIT 5708363
10/31	797.63	External Deposit CITY OF WHITE SA - CREDITS 229257222
10/31	76,459.04	External Deposit WA ST TREASURER - REVISTRIB 2530
10/31	1,272.22	Deposit

## Withdrawals

Date	Amount	Transaction Description
10/01	65.00	Withdrawal Transfer to 5152414950
10/01	315.16	Check 41726
10/01	1,119.01	Check 41737
10/01	4,930.25	Check 41738
10/02	65,671.27	Over Counter Check 41747
10/02	150.00	Check 41706
10/02	125,068.55	Check 41743
10/03	2,798.50	External Withdrawal PAYMENTECH - FEE 5708363
10/04	37,714.82	External Withdrawal Vimly Benefit So - AWC ST-P7P5F2D8Y8O6
10/04	19,454.01	External Withdrawal IRS - USATAXPYMT 270467804561471
10/04	373.35	External Withdrawal Standard Ins - premium STASIC000331882
10/04	52,680.36	External Withdrawal CITY WS DB - PAYROLL
10/04	83,519.91	Over Counter Check 41790
10/07	7,122.53	External Withdrawal WA DEPT RET SYS - DRS EPAY 4525850
10/07	3,550.61	External Withdrawal WA DEPT RET SYS - DRS EPAY 4525849
10/07	905.31	External Withdrawal Xpress Bill Pay September Billing - Billing 10295
10/07	549.00	External Withdrawal OR REVENUE DEPT - TAXPAYMENT 2052481408
10/07	119.25	External Withdrawal LIFESECURE INSU LISTBILL - INSURANCE
10/07	74.80	External Withdrawal AFLAC COLUMBUS 1-800-992-3522 - ACHPMT 86035898
10/07	150.00	Over Counter Check 41761
10/07	3,215.36	Check - Item Processing 41775
10/07	400.00	Check 41698
10/07	840.94	Check 41742
10/07	32,942.91	Check 41744
10/08	1,259.30	Over Counter Check 41762
10/08	205.51	Check 41554

## Deposit Account Activity (continued)

### Withdrawals (continued)

Date	Amount	Transaction Description
10/08	1,400.00	Check 41600
10/08	205.51	Check 41663
10/08	1,400.00	Check 41690
10/08	1,568.16	Check 41746
10/08	827.97	Check 41751
10/08	35.00	Check 41754
10/08	3,247.62	Check 41756
10/08	157.10	Check 41758
10/08	730.90	Check 41770
10/08	54.68	Check 41774
10/08	200.00	Check 41779
10/08	257.77	Check 41789
10/09	1,221.60	External Withdrawal LIFESECURE INSU - INSURANCE
10/09	410.79	External Withdrawal LIFESECURE INSU - INSURANCE
10/09	29.79	Check 41745
10/09	207.00	Check 41753
10/09	36,637.19	Check 41755
10/09	289.80	Check 41764
10/09	400.00	Check 41769
10/09	148.14	Check 41771
10/09	150.00	Check 41776
10/09	174.70	Check 41782
10/09	1,576.63	Check 41791
10/10	7,920.00	External Withdrawal USDA RD DCFO ACH TRANSACTION - PAYMENT
10/10	54.29	External Withdrawal OR REVENUE DEPT - TAXPAYMENT 1608802688
10/10	91.77	Over Counter Check 41750
10/10	543.93	Check 41768
10/10	20.97	Check 41772
10/10	663.95	Check 41786
10/11	751.43	Check 41752
10/11	150.00	Check 41763
10/11	80.71	Check 41784
10/11	91.57	Check 41788
10/15	279.96	Check 41757
10/15	2.18	Check 41767
10/15	427.56	Check 41787
10/16	120.00	External Withdrawal Starlink Service - Starlink S
10/16	40.95	Check 41773
10/16	150.00	Check 41783
10/16	4,339.36	Check 41785
10/17	174.70	Check 41766
10/17	214.99	Check 41777
10/18	8,685.73	Check - Item Processing 41813
10/18	1,396.00	Check 41760
10/21	21,055.42	External Withdrawal IRS - USATAXPYMT 270469564816647
10/21	11,450.39	External Withdrawal WA DEPT RET SYS - DRS EPAY 4529759
10/21	530.00	External Withdrawal OR REVENUE DEPT - TAXPAYMENT 358015360
10/21	216.75	External Withdrawal WA DEPT RET SYS - DRS EPAY 4529760



## Deposit Account Activity (continued)

### Withdrawals (continued)

Date	Amount	Transaction Description
10/21	53,256.89	External Withdrawal CITY WS DB - PAYROLL
10/21	10.00	Returned Check Charge Redeposit CHK 7231 from Beth-el Shalom Sr. Citizen Ctr
10/22	16,476.00	External Withdrawal USDA RD DCFO ACH TRANSACTION - PAYMENT
10/22	24.00	Check 41796
10/22	446.35	Check 41798
10/22	167.72	Check 41800
10/22	352.11	Check 41803
10/22	169.00	Check 41804
10/22	2,177.88	Check 41806
10/22	608.50	Check 41810
10/22	350.56	Check 41812
10/22	7,727.66	Check 41816
10/22	250.61	Check 41825
10/23	150.00	Over Counter Check 41682
10/23	200.00	Check 41780
10/23	161.06	Check 41795
10/23	1,412.77	Check 41799
10/23	1,592.49	Check 41801
10/23	325.72	Check 41802
10/23	140.00	Check 41808
10/23	146.00	Check 41815
10/23	723.32	Check 41824
10/24	6,028.31	Returned Check 7231 Maker: Beth-el Shalom Sr. Citizen Ctr Return Reason: Insufficient Funds Returning Bank/ABA: Bank
10/24	10.00	Returned Check Charge
10/24	1,034.74	Check 41807
10/24	1,310.28	Check 41811
10/24	92.38	Check 41822
10/24	109.24	Check 41823
10/25	150.00	Check 41781
10/25	130.41	Check 41792
10/25	127.27	Check 41793
10/25	57.30	Check 41805
10/25	3,262.50	Check 41820
10/25	773.65	Check 41826
10/28	594.00	Check 41759
10/28	90.00	Check 41797
10/28	192.72	Check 41814
10/28	524.29	Check 41817
10/28	1,412.27	Check 41818
10/28	508.04	Check 41819
10/28	1,459.06	Check 41821
10/29	15,419.80	External Withdrawal WA DEPT REVENUE - TAX PYMT 14299744
10/30	480.22	Check 40838
10/30	205.51	Check 41748
10/30	151.37	Check 41749
10/31	9,258.85	External Withdrawal LABOR&INDUSTRIES - L&I ELF 486000-039BXR
10/31	1,830.61	External Withdrawal WA CARES - WEB PMT

## Deposit Account Activity (continued)

### Withdrawals (continued)

Date	Amount	Transaction Description
10/31	872.24	External Withdrawal STATE OF WA-ESD - ESD ACH 6 ESD WA UI-TAX
10/31	62.21	External Withdrawal WA CARES - WEB PMT
10/31	53,041.51	Check 41835

### Checks Paid

Check #	Date	Amount	Check #	Date	Amount	Check #	Date	Amount
40838	10/30	480.22	41762	10/08	1,259.30	41796	10/22	24.00
41554 *	10/08	205.51	41763	10/11	150.00	41797	10/28	90.00
41600 *	10/08	1,400.00	41764	10/09	289.80	41798	10/22	446.35
41663 *	10/08	205.51	41766 *	10/17	174.70	41799	10/23	1,412.77
41682 *	10/23	150.00	41767	10/15	2.18	41800	10/22	167.72
41690 *	10/08	1,400.00	41768	10/10	543.93	41801	10/23	1,592.49
41698 *	10/07	400.00	41769	10/09	400.00	41802	10/23	325.72
41706 *	10/02	150.00	41770	10/08	730.90	41803	10/22	352.11
41726 *	10/01	315.16	41771	10/09	148.14	41804	10/22	169.00
41737 *	10/01	1,119.01	41772	10/10	20.97	41805	10/25	57.30
41738	10/01	4,930.25	41773	10/16	40.95	41806	10/22	2,177.88
41742 *	10/07	840.94	41774	10/08	54.68	41807	10/24	1,034.74
41743	10/02	125,068.55	41775	10/07	3,215.36	41808	10/23	140.00
41744	10/07	32,942.91	41776	10/09	150.00	41810 *	10/22	608.50
41745	10/09	29.79	41777	10/17	214.99	41811	10/24	1,310.28
41746	10/08	1,568.16	41779 *	10/08	200.00	41812	10/22	350.56
41747	10/02	65,671.27	41780	10/23	200.00	41813	10/18	8,685.73
41748	10/30	205.51	41781	10/25	150.00	41814	10/28	192.72
41749	10/30	151.37	41782	10/09	174.70	41815	10/23	146.00
41750	10/10	91.77	41783	10/16	150.00	41816	10/22	7,727.66
41751	10/08	827.97	41784	10/11	80.71	41817	10/28	524.29
41752	10/11	751.43	41785	10/16	4,339.36	41818	10/28	1,412.27
41753	10/09	207.00	41786	10/10	663.95	41819	10/28	508.04
41754	10/08	35.00	41787	10/15	427.56	41820	10/25	3,262.50
41755	10/09	36,637.19	41788	10/11	91.57	41821	10/28	1,459.06
41756	10/08	3,247.62	41789	10/08	257.77	41822	10/24	92.38
41757	10/15	279.96	41790	10/04	83,519.91	41823	10/24	109.24
41758	10/08	157.10	41791	10/09	1,576.63	41824	10/23	723.32
41759	10/28	594.00	41792	10/25	130.41	41825	10/22	250.61
41760	10/18	1,396.00	41793	10/25	127.27	41826	10/25	773.65
41761	10/07	150.00	41795 *	10/23	161.06	41835 *	10/31	53,041.51

(\* indicates a break in check sequence)

	Statement Period Total	Year-to-Date Total
Total Overdraft Fees (Paid)	0.00	0.00
Total Returned Item Fees (Returned)	0.00	0.00

**Local Government Investment Pool**  
**Statement of Account for No: 02530**  
**Primary Account**  
**October 2024**

**CITY OF WHITE SALMON**  
**PO BOX 2139**  
**WHITE SALMON, WA 98672-8672**

Date	Description	Comment	Deposits	Withdrawals	Balance
10/01/2024	Beginning Balance				5,089,514.33
10/31/2024	Month End Balance				5,089,514.33
	October Earnings	Daily Factor Earnings	21,325.74		
	Net Ending Balance				5,110,840.07

**Account Summary**

<b>Beginning Balance:</b>	5,089,514.33	<b>Gross Earnings:</b>	21,350.08
<b>Deposits:</b>	0.00	<b>Administrative Fee:</b>	24.34
<b>Withdrawals:</b>	0.00	<b>Net Earnings:</b>	21,325.74
<b>Month End Balance:</b>	5,089,514.33		
<b>Administrative Fee Rate:</b>	0.0056 %	<b>Net Ending Balance:</b>	5,110,840.07
<b>Gross Earnings Rate:</b>	4.9392 %		
<b>Net Earnings Rate:</b>	4.9335 %	<b>Average Daily Balance:</b>	5,089,514.33

# WASHINGTON STATE LOCAL GOVERNMENT INVESTMENT POOL

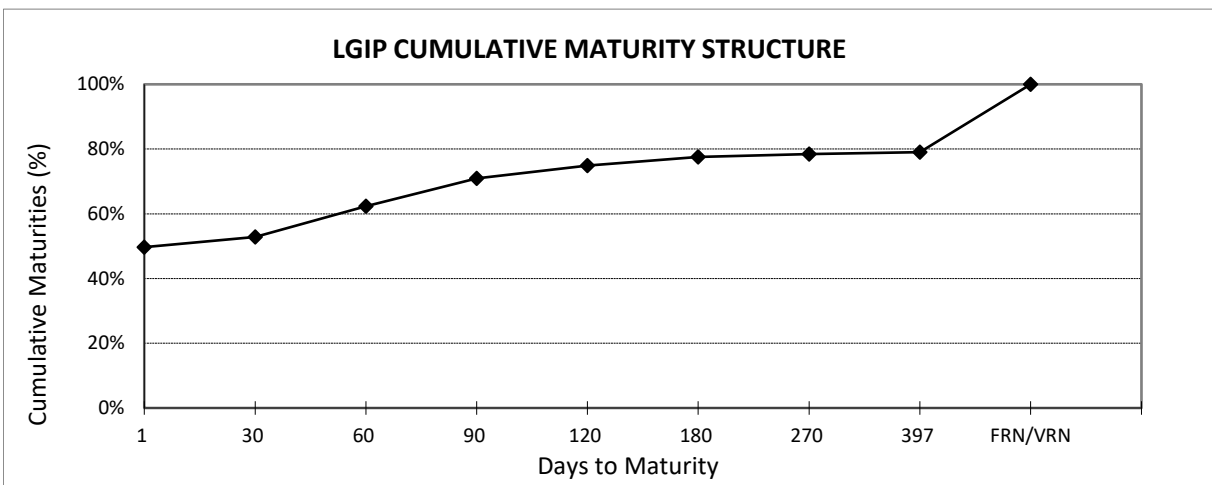
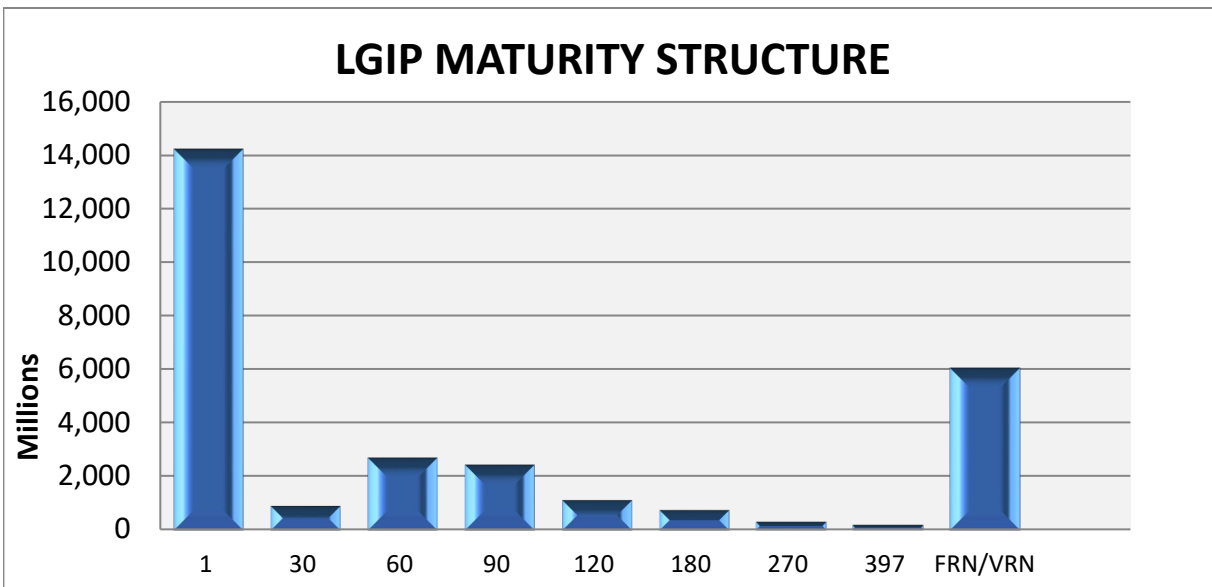
October 31, 2024

<u>DAYS TO MATURITY</u>	<u>\$ MATURING (PAR VALUE)*</u>	<u>% MATURING</u>	<u>CUMULATIVE % MATURING</u>
1	14,250.48	49.7%	49.7%
2-30	913.30	3.2%	52.9%
31-60	2,720.00	9.5%	62.4%
61-90	2,460.25	8.6%	70.9%
91-120	1,125.00	3.9%	74.9%
121-180	760.00	2.7%	77.5%
181-270	274.51	1.0%	78.5%
271-397	150.00	0.5%	79.0%
FRN/VRN	6,025.00	21.0%	100.0%

**PORTFOLIO TOTAL:**

28,678.54

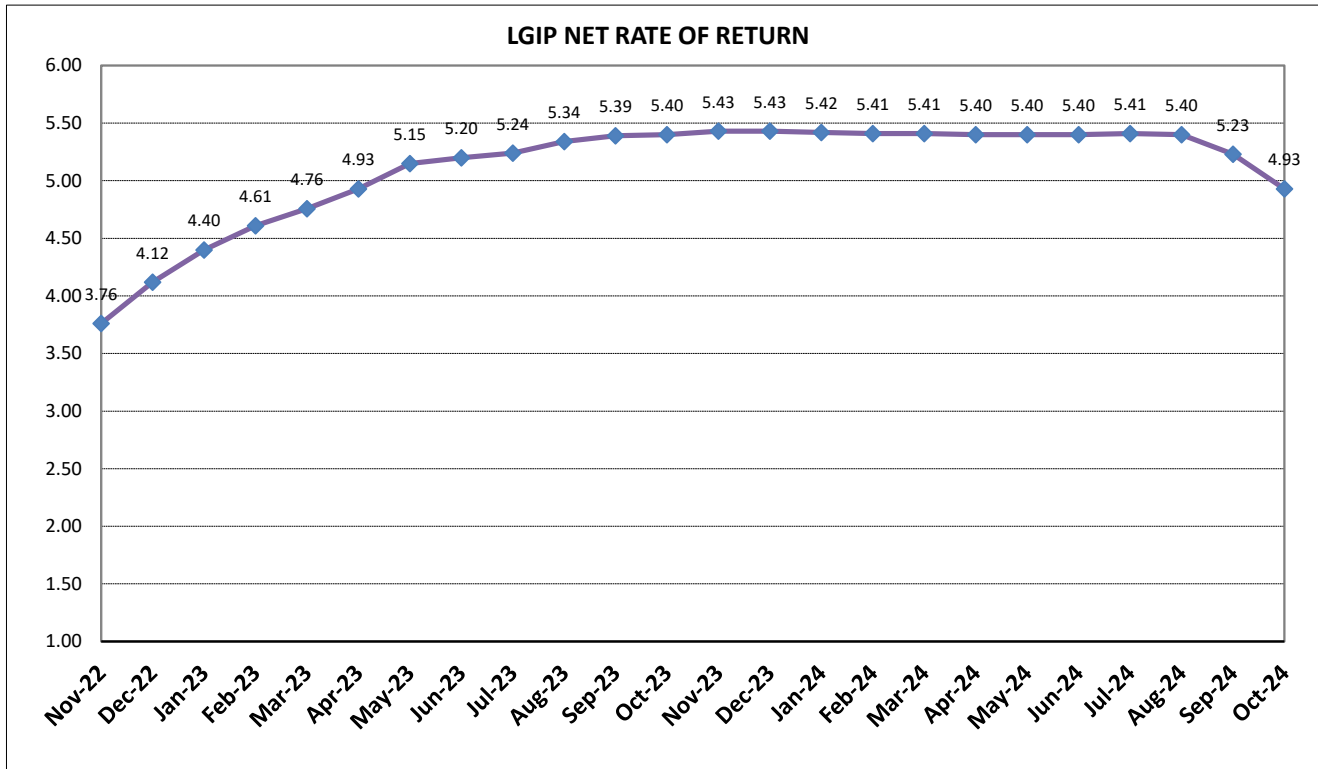
\* Amounts in millions of dollars



**WASHINGTON STATE  
LOCAL GOVERNMENT INVESTMENT POOL  
October 31, 2024**

Investment Type	Average Balance	Oct-24	Average Balance	2024
	<u>Oct-24</u>	<u>Percentage</u>	<u>CY 2024</u>	<u>Percentage</u>
Agency Bullets	9,676,958.90	0.04%	13,762,231.60	0.06%
Agency Discount Notes	660,748,124.59	2.65%	310,092,415.12	1.26%
Agency Floating Rate Notes	5,109,864,479.13	20.53%	4,527,738,647.56	18.42%
Agency Variable Rate Notes	0.00	0.00%	0.00	0.00%
Certificates of Deposit	93,250,000.00	0.37%	118,054,918.03	0.48%
IB Bank Deposit	4,627,294,953.05	18.59%	4,389,454,077.11	17.86%
Repurchase Agreements	6,677,580,645.15	26.83%	6,527,049,180.26	26.56%
SOFR Floating Rate Notes	0.00	0.00%	0.00	0.00%
Supras - Bullets	4,659,640.65	0.02%	473,602.82	0.00%
Supras - Discount Notes	197,981,111.12	0.80%	322,091,193.26	1.31%
Supras- Floating Rate Notes	0.00	0.00%	0.00	0.00%
Supras - Variables	0.00	0.00%	0.00	0.00%
Term Repurchase Agreements	0.00	0.00%	315,409,836.06	1.28%
U.S. Treasury Securities	6,531,897,232.71	26.25%	6,941,480,535.45	28.25%
US Treasury Floating Rate Notes	974,487,898.84	3.92%	1,108,452,614.01	4.51%
<b>Total Avg Daily Balance</b>	<b>24,887,441,044.14</b>	<b>100.00%</b>	<b>24,574,059,251.28</b>	<b>100.00%</b>

Avg Days to Maturity 20 days



\* Rates are calculated on a 365-day basis

# BANK RECONCILIATION

City Of White Salmon

Time: 23:09:24 Date: 12/16/2024

10/01/2024 To: 10/31/2024

Page: 1

## 1 Checking Account

Year	Trans#	Date	Type	Chk#	Vendor	Balance Forward	1,386,125.45
2024	3389	09/25/2024	Util Pay		Xpress Bill Pay	510.66	
2024	3394	09/26/2024	Util Pay		Xpress Bill Pay	298.76	
2024	3411	09/27/2024	Util Pay		Xpress Bill Pay	1,320.87	
2024	3413	09/28/2024	Util Pay		Xpress Bill Pay	1,288.52	
2024	3415	09/29/2024	Util Pay		Xpress Bill Pay	1,637.44	
2024	3440	09/30/2024	Util Pay		Xpress Bill Pay	13,107.17	
2024	3445	10/01/2024	Util Pay		Xpress Bill Pay	73,718.55	
2024	3545	10/02/2024	Tr Rec		Permitting Customer	4,781.16	
2024	3542	10/03/2024	Util Pay		Xpress Bill Pay	132,555.35	
2024	3558	10/04/2024	Tr Rec		Permitting Customer	14,185.58	
2024	3555	10/05/2024	Util Pay		Xpress Bill Pay	2,048.60	
2024	3565	10/07/2024	Util Pay		Xpress Bill Pay	26,896.73	
2024	3573	10/08/2024	Tr Rec		Permitting Customer	6,596.27	
2024	3620	10/09/2024	Tr Rec		Permitting Customer	11,521.73	
2024	3587	10/10/2024	Util Pay		Xpress Bill Pay	7,061.15	
2024	4288	10/11/2024	Tr Rec		State of Washington	9,636.12	
2024	3596	10/12/2024	Util Pay		Xpress Bill Pay	295.03	
2024	3598	10/13/2024	Util Pay		Xpress Bill Pay	855.54	
2024	3659	10/14/2024	Tr Rec		Permitting Customer	15,130.14	
2024	4289	10/15/2024	Tr Rec		State of Washington	11,633.03	
2024	3865	10/16/2024	Tr Rec		Permitting Customer	42,305.43	
2024	3866	10/17/2024	Tr Rec		Permitting Customer	7,710.85	
2024	4306	10/18/2024	Tr Rec		Department Of Justice	90,885.21	
2024	3708	10/19/2024	Util Pay		Xpress Bill Pay	13,149.04	
2024	3710	10/20/2024	Util Pay		Xpress Bill Pay	18,816.62	
2024	3719	10/21/2024	Util Pay		Xpress Bill Pay	159,760.91	
2024	3725	10/22/2024	Util Pay		Xpress Bill Pay	2,368.07	
2024	4291	10/23/2024	Tr Rec		State of Washington	2,786.46	
2024	3761	10/24/2024	Util Pay		Xpress Bill Pay	726.01	
2024	4305	10/25/2024	Tr Rec		State of Washington	15,950.87	
2024	3767	10/26/2024	Util Pay		Xpress Bill Pay	269.40	
2024	3768	10/27/2024	Util Pay		Xpress Bill Pay	162.22	
2024	3867	10/28/2024	Tr Rec		Permitting Customer	3,663.62	
2024	4292	10/29/2024	Tr Rec		State of Washington	906.90	
2024	3795	10/30/2024	Tr Rec		MCI Communications Services, I	1,272.22	
2024	4293	10/31/2024	Tr Rec		State of Washington	76,459.04	
						Total Credits:	772,271.27

Year	Trans#	Date	Type	Chk#	Vendor		
2023	4383	12/20/2023	Payroll	40838	David S Swann	480.22	
2024	2706	08/05/2024	Payroll	41554	Patricia F Fink	205.51	
2024	2823	08/07/2024	Claims	41600	Reynier, Ron Atty At Law	1,400.00	
2024	3143	09/04/2024	Claims	41682	Dottie Moulton	150.00	
2024	3151	09/04/2024	Claims	41690	Reynier, Ron Atty At Law	1,400.00	
2024	3159	09/04/2024	Claims	41698	Kenneth B. Woodrich	400.00	
2024	3095	09/05/2024	Payroll	41663	Patricia F Fink	205.51	
2024	3296	09/18/2024	Claims	41706	Shelley Baxter	150.00	
2024	3316	09/18/2024	Claims	41726	Office Depot	315.16	
2024	3327	09/18/2024	Claims	41737	Verizon Wireless	1,119.01	
2024	3328	09/18/2024	Claims	41738	WA State Dept Licensing	4,930.25	
2024	3391	09/26/2024	Claims	41742	CenturyLink	840.94	
2024	3392	09/26/2024	Claims	41743	North Cascade Excavating, LLC	125,068.55	
2024	3429	09/30/2024	Claims	41744	Bingen, City Of	32,942.91	
2024	3430	09/30/2024	Claims	41745	Klickitat County Prosecutor	29.79	
2024	3431	09/30/2024	Claims	41746	WA State Treas. Cash Mgmt Dept	1,568.16	
2024	3432	09/30/2024	Claims	41747	White Salmon, City Of	65,671.27	

# BANK RECONCILIATION

City Of White Salmon

Time: 23:09:24 Date: 12/16/2024

10/01/2024 To: 10/31/2024

Page: 2

Year	Trans#	Date	Type	Chk#	Vendor	
2024	4280	09/30/2024	Payroll		Department Of Labor & Industries	9,258.85
2024	4281	09/30/2024	Payroll		Employment Security Department	872.24
2024	4283	09/30/2024	Payroll		Oregon Dept. of Revenue - Transit Tax	54.29
2024	4311	09/30/2024	Payroll		Employment Security Dept- PFMLA/WA LTC	1,892.82
2024	3490	10/01/2024	Ser Chge		1st Security Bank of Washington	65.00
2024	3491	10/02/2024	Claims	41752	America's Phone Guys	751.43
2024	3492	10/02/2024	Claims	41753	BSK Associates	207.00
2024	3493	10/02/2024	Claims	41754	Bell Design Company	35.00
2024	3494	10/02/2024	Claims	41755	Bingen, City Of	36,637.19
2024	3495	10/02/2024	Claims	41756	Brenntag Pacific, Inc	3,247.62
2024	3496	10/02/2024	Claims	41757	Charter Communications	279.96
2024	3497	10/02/2024	Claims	41758	Coburn Electric, Inc.	157.10
2024	3498	10/02/2024	Claims	41759	Columbia Gorge News, LLC	594.00
2024	3499	10/02/2024	Claims	41760	Extreme Products	1,396.00
2024	3500	10/02/2024	Claims	41761	Stephan Finneda	150.00
2024	3501	10/02/2024	Claims	41762	Goldendale Tire Center	1,259.30
2024	3502	10/02/2024	Claims	41763	Gorge Grown Food Network	150.00
2024	3503	10/02/2024	Claims	41764	H.D. Fowler Company	289.80
2024	3505	10/02/2024	Claims	41766	Ned Kindler	174.70
2024	3506	10/02/2024	Claims	41767	Klickitat County Prosecutor	2.18
2024	3507	10/02/2024	Claims	41768	Masonic Lodge # 163	543.93
2024	3508	10/02/2024	Claims	41769	Mosier WiNet	400.00
2024	3509	10/02/2024	Claims	41770	NAPA Auto Parts dba of TWGW, Inc	730.90
2024	3510	10/02/2024	Claims	41771	NW Natural	148.14
2024	3511	10/02/2024	Claims	41772	O'Reilly Auto Parts	20.97
2024	3512	10/02/2024	Claims	41773	One Call Concepts Inc	40.95
2024	3513	10/02/2024	Claims	41774	Onsite Supply House LLC	54.68
2024	3514	10/02/2024	Claims	41775	PUD No 1 Of Klickitat County	3,215.36
2024	3515	10/02/2024	Claims	41776	Jane Palmer	150.00
2024	3516	10/02/2024	Claims	41777	Pitney Bowes Purchase Power	214.99
2024	3518	10/02/2024	Claims	41779	Same Day Stage	200.00
2024	3519	10/02/2024	Claims	41780	Schuknecht's Polygraph Service	200.00
2024	3520	10/02/2024	Claims	41781	Judith Schwader	150.00
2024	3521	10/02/2024	Claims	41782	Larry Spencer	174.70
2024	3522	10/02/2024	Claims	41783	St. Mark's Episcopal Church	150.00
2024	3523	10/02/2024	Claims	41784	TransUnion Risk & Alternative	80.71
2024	3524	10/02/2024	Claims	41785	US Bank	4,339.36
2024	3525	10/02/2024	Claims	41786	USA Blue Book	663.95
2024	3526	10/02/2024	Claims	41787	Uline	427.56
2024	3527	10/02/2024	Claims	41788	WA State Treas. Cash Mgmt Dept	91.57
2024	3528	10/02/2024	Claims	41789	Walter E. Nelson Co.	257.77
2024	3529	10/02/2024	Claims	41790	White Salmon, City Of	83,519.91
2024	3530	10/02/2024	Claims	41791	Wilcox & Flegel	1,576.63
2024	4299	10/03/2024	Claims		Chase Paymentech	2,798.50
2024	3448	10/04/2024	Payroll		Ryan Hardie Adam	2,313.79
2024	3449	10/04/2024	Payroll		Ethan Adkins	1,728.06
2024	3450	10/04/2024	Payroll		Erika Castro-Guzman	2,451.55
2024	3451	10/04/2024	Payroll		Garique W Clifford	3,310.08
2024	3452	10/04/2024	Payroll		Jeffrey Cooper	2,429.08
2024	3453	10/04/2024	Payroll		Andrew Dirks	2,404.04
2024	3454	10/04/2024	Payroll	41748	Patricia F Fink	205.51
2024	3455	10/04/2024	Payroll	41749	Benjamin C Giant	151.37
2024	3456	10/04/2024	Payroll		Suzanne F Gilmer	91.77
2024	3457	10/04/2024	Payroll		Jason L Hartmann	97.23
2024	3458	10/04/2024	Payroll		Michael L Hepner	3,749.44
2024	3459	10/04/2024	Payroll		William F Hunsaker	1,087.71
2024	3460	10/04/2024	Payroll		Cynthia D Jewell	2,095.29
2024	3461	10/04/2024	Payroll		Marla A Keethler	1,713.86
2024	3462	10/04/2024	Payroll		Jason Kinley	1,857.49

# BANK RECONCILIATION

City Of White Salmon

Time: 23:09:24 Date: 12/16/2024

10/01/2024 To: 10/31/2024

Page: 3

Year	Trans#	Date	Type	Chk#	Vendor	
2024	3463	10/04/2024	Payroll		Ross E Lambert	3,029.93
2024	3464	10/04/2024	Payroll		Joshua Lewis	1,938.00
2024	3465	10/04/2024	Payroll		David S Lindley	205.51
2024	3466	10/04/2024	Payroll		Charles R Parsons III	2,249.37
2024	3467	10/04/2024	Payroll		Jenne Patterson	893.05
2024	3468	10/04/2024	Payroll		Stephanie M Porter	2,754.49
2024	3469	10/04/2024	Payroll		Frank Randall	2,849.93
2024	3470	10/04/2024	Payroll		Lisa L Randall	2,388.67
2024	3471	10/04/2024	Payroll		James A Ransier	151.37
2024	3472	10/04/2024	Payroll		Troy A Rayburn	3,607.35
2024	3473	10/04/2024	Payroll		Troy Rosenburg	1,931.52
2024	3474	10/04/2024	Payroll		William M Sauter	2,857.16
2024	3475	10/04/2024	Payroll		Christopher R True	2,494.62
2024	3476	10/04/2024	Payroll	41750	Jess W Wardwell	91.77
2024	3477	10/04/2024	Payroll		AFLAC	74.80
2024	3478	10/04/2024	Payroll		Association Of WA Cities	37,714.82
2024	3479	10/04/2024	Payroll		Internal Revenue Service	19,454.01
2024	3480	10/04/2024	Payroll		LifeSecure Insurance Company	410.79
2024	3481	10/04/2024	Payroll		LifeSecure Insurance Company	119.25
2024	3482	10/04/2024	Payroll		LifeSecure Insurance Company	1,221.60
2024	3483	10/04/2024	Payroll		Oregon Department of Revenue	549.00
2024	3484	10/04/2024	Payroll		Standard Insurance	373.35
2024	3485	10/04/2024	Payroll		WA State Dept Retirement Systems	10,389.53
2024	3486	10/04/2024	Payroll	41751	WSCCCE	827.97
2024	3487	10/04/2024	Payroll		WA State Dept Retirement Systems	283.61
2024	3447	10/05/2024	Claims		Xpress Bill Pay	905.31
2024	4294	10/10/2024	Claims		USDA Rural Development	7,920.00
2024	3614	10/15/2024	Claims		Starlink	120.00
2024	3623	10/16/2024	Claims	41792	AT&T Mobility	130.41
2024	3624	10/16/2024	Claims	41793	Ace Hardware	127.27
2024	3626	10/16/2024	Claims	41795	C.H. Urness Motor Co.	161.06
2024	3627	10/16/2024	Claims	41796	C.M. & W.O. Sheppard Inc	24.00
2024	3628	10/16/2024	Claims	41797	Columbia Gorge News, LLC	90.00
2024	3629	10/16/2024	Claims	41798	Consolidated Sup Co Inc	446.35
2024	3630	10/16/2024	Claims	41799	Correct Equipment Inc	1,412.77
2024	3631	10/16/2024	Claims	41800	DataPro Solutions, Inc	167.72
2024	3632	10/16/2024	Claims	41801	Databar	1,592.49
2024	3633	10/16/2024	Claims	41802	Gray & Osborne, Inc	325.72
2024	3634	10/16/2024	Claims	41803	H.D. Fowler Company	352.11
2024	3635	10/16/2024	Claims	41804	HR Answers, Inc	169.00
2024	3636	10/16/2024	Claims	41805	Hach Company	57.30
2024	3637	10/16/2024	Claims	41806	Hood River County	2,177.88
2024	3638	10/16/2024	Claims	41807	Hunsaker Oil Company Inc	1,034.74
2024	3639	10/16/2024	Claims	41808	Klickitat County Health Dept	140.00
2024	3641	10/16/2024	Claims	41810	Les Schwab Tire Center	608.50
2024	3642	10/16/2024	Claims	41811	NAPA Auto Parts dba Gorge Auto Parts	1,310.28
2024	3643	10/16/2024	Claims	41812	Onsite Supply House LLC	350.56
2024	3644	10/16/2024	Claims	41813	PUD No 1 Of Klickitat County	8,685.73
2024	3645	10/16/2024	Claims	41814	Pitney Bowes Global Financial LLC	192.72
2024	3646	10/16/2024	Claims	41815	Public Safety Testing	146.00
2024	3647	10/16/2024	Claims	41816	Radcomp Technologies	7,727.66
2024	3648	10/16/2024	Claims	41817	Republic Services #487	524.29
2024	3649	10/16/2024	Claims	41818	Sherwin-Williams	1,412.27
2024	3650	10/16/2024	Claims	41819	Shred-it USA LLC	508.04
2024	3651	10/16/2024	Claims	41820	Structura Naturals Inc	3,262.50
2024	3652	10/16/2024	Claims	41821	Summit Embroidery Works	1,459.06
2024	3653	10/16/2024	Claims	41822	Tum-A-Lum Lumber	92.38
2024	3654	10/16/2024	Claims	41823	Vestis	109.24
2024	3655	10/16/2024	Claims	41824	WA State Auditor	723.32



# BANK RECONCILIATION

City Of White Salmon

Time: 23:09:24 Date: 12/16/2024

10/01/2024 To: 10/31/2024

Page: 4

Year	Trans#	Date	Type	Chk#	Vendor	
2024	3656	10/16/2024	Claims	41825	Walter E. Nelson Co.	250.61
2024	3657	10/16/2024	Claims	41826	Xerox Financial Services, LLC	773.65
2024	3671	10/21/2024	Payroll		Ryan Hardie Adam	2,163.08
2024	3672	10/21/2024	Payroll		Ethan Adkins	1,865.87
2024	3673	10/21/2024	Payroll		Erika Castro-Guzman	2,505.25
2024	3674	10/21/2024	Payroll		Garique W Clifford	4,103.88
2024	3675	10/21/2024	Payroll		Jeffrey Cooper	3,105.33
2024	3676	10/21/2024	Payroll		Andrew Dirks	2,591.65
2024	3677	10/21/2024	Payroll		Michael L Hepner	4,040.84
2024	3678	10/21/2024	Payroll		Cynthia D Jewell	2,262.54
2024	3679	10/21/2024	Payroll		Jason Kinley	2,570.67
2024	3680	10/21/2024	Payroll		Ross E Lambert	2,387.65
2024	3681	10/21/2024	Payroll		Joshua Lewis	3,065.71
2024	3682	10/21/2024	Payroll		Charles R Parsons III	1,929.79
2024	3683	10/21/2024	Payroll		Jenne Patterson	930.51
2024	3684	10/21/2024	Payroll		Stephanie M Porter	2,981.07
2024	3685	10/21/2024	Payroll		Frank Randall	3,979.10
2024	3686	10/21/2024	Payroll		Lisa L Randall	3,103.00
2024	3687	10/21/2024	Payroll		Troy A Rayburn	3,870.42
2024	3688	10/21/2024	Payroll		Troy Rosenburg	2,084.21
2024	3689	10/21/2024	Payroll		William M Sauter	1,172.99
2024	3690	10/21/2024	Payroll		Christopher R True	2,543.33
2024	3691	10/21/2024	Payroll		Internal Revenue Service	21,055.42
2024	3692	10/21/2024	Payroll		Oregon Department of Revenue	530.00
2024	3693	10/21/2024	Payroll		WA State Dept Retirement Systems	11,334.32
2024	3694	10/21/2024	Payroll		WA State Dept Retirement Systems	332.82
2024	4307	10/21/2024	Ser Chge		1st Security Bank of Washington	10.00
2024	4309	10/22/2024	Claims		USDA Rural Development	16,476.00
2024	3778	10/24/2024	Claims		WA State Dept Revenue/Excise	15,419.80
2024	4308	10/24/2024	Ser Chge		1st Security Bank of Washington	10.00
2024	3748	10/25/2024	Ser Chge		Beth-el Shalom Senior Citizens CTR APTS	512.22
2024	3749	10/25/2024	Ser Chge		Beth-el Shalom Senior Citizens CTR APTS	495.95
2024	3750	10/25/2024	Ser Chge		Beth-el Shalom Senior Citizens CTR APTS	512.22
2024	3751	10/25/2024	Ser Chge		Beth-el Shalom Senior Citizens CTR APTS	540.86
2024	3752	10/25/2024	Ser Chge		Beth-el Shalom Senior Citizens CTR APTS	854.87
2024	3753	10/25/2024	Ser Chge		Beth-el Shalom Senior Citizens CTR APTS	734.76
2024	3754	10/25/2024	Ser Chge		Beth-el Shalom Senior Citizens CTR APTS	746.04
2024	3755	10/25/2024	Ser Chge		Beth-el Shalom Senior Citizens CTR APTS	503.00
2024	3756	10/25/2024	Ser Chge		Beth-el Shalom Senior Citizens CTR APTS	498.77
2024	3757	10/25/2024	Ser Chge		Beth-el Shalom Senior Citizens CTR APTS	491.72
2024	3758	10/25/2024	Ser Chge		Beth-el Shalom Senior Citizens CTR APTS	137.90
2024	3782	10/29/2024	Claims	41835	Coburn Electric, Inc.	53,041.51
Total Debits:						742,036.09
Reconciled Bank Balance:						1,416,360.63

2024	2295	04/25/2024	Tr Rec	63261	Permitting Customer	-50.00
2024	2408	07/08/2024	Tr Rec	63355	Permitting Customer	30.00
2024	3777	10/28/2024	Util Pay	64137	Xpress Bill Pay	434.08
2024	3790	10/29/2024	Util Pay	64142	Xpress Bill Pay	80.00
2024	3791	10/29/2024	Util Pay	64143	Xpress Bill Pay	348.55
2024	3796	10/30/2024	Tr Rec	64148	John Doe Citizen, Fingerprints/Notary/Recyl	25.00
2024	3797	10/30/2024	Util Pay	64149	Xpress Bill Pay	905.98
2024	3798	10/30/2024	Util Pay	64150	Xpress Bill Pay	124.34
2024	3799	10/30/2024	Util Pay	64151	Xpress Bill Pay	238.62
2024	3800	10/31/2024	Util Pay	64152	Batch Customer	153.98
2024	3801	10/31/2024	Util Pay	64153	Xpress Bill Pay	630.81
2024	3802	10/31/2024	Util Pay	64154	Xpress Bill Pay	657.11
2024	3803	10/31/2024	Util Pay	64155	Xpress Bill Pay	229.08
2024	3868	10/31/2024	Tr Rec	64182	Permitting Customer	53.50

# BANK RECONCILIATION

City Of White Salmon

Time: 23:09:24 Date: 12/16/2024

10/01/2024 To: 10/31/2024

Page: 5

2024	3869	10/30/2024	Tr Rec	64183	Permitting Customer	
						Outstanding Credits: -3,861.05
2016	1220	03/16/2016	Claims	31118	Huard C/O Brad Huard, Cecelia Joan	6.20
2017	8301	11/01/2017	Claims	33126	Hill, David & Angela	87.43
2018	768	02/07/2018	Claims	33497	Wuollet, Renee	11.38
2018	1201	03/07/2018	Claims	33577	Parker, Chris	3.17
2018	3179	06/20/2018	Claims	33915	Pretorius, Lourens and Monette	16.96
2018	7272	09/05/2018	Payroll	34156	Vargas, Savannah	49.10
2018	7524	09/20/2018	Payroll	34222	Vargas, Savannah	20.68
2018	8618	12/05/2018	Payroll	34449	Heredia, Angelina	27.70
2019	2627	06/05/2019	Claims	35066	Stiffler, Christopher	168.00
2019	3568	08/07/2019	Claims	35245	Long, Mark	179.21
2020	1811	05/06/2020	Claims	36098	Lisa Doslu, Trustee, James B Roberson Trust	10.38
2021	218	01/20/2021	Claims	36799	Hood, Thomas	4.71
2021	228	01/20/2021	Claims	36809	Schwab, Jennifer	49.19
2021	232	01/20/2021	Claims	36813	Zallen, Garret	0.05
2021	1733	05/19/2021	Claims	37101	Kyte, Nora B.	3.34
2021	3458	10/06/2021	Claims	37455	Ernie's Locks & Keys LLC	325.00
2021	4396	12/20/2021	Payroll	37678	Stiffler, Christopher	27.70
2023	2372	07/05/2023	Claims	40335	Albertson, Holly	150.00
2023	2903	08/16/2023	Claims	40451	Adam, Ryan Hardie	24.71
2023	3321	09/20/2023	Claims	40566	Blake, Jonathan and Martha	144.81
2023	3325	09/20/2023	Claims	40570	Carrier, David	5.24
2023	3335	09/20/2023	Claims	40580	Griebing, John	5.89
2023	3341	09/20/2023	Claims	40586	Lois Camp Estate	24.28
2023	3343	09/20/2023	Claims	40588	Morrissey and Masa Bauer, Ryan	9.07
2023	3360	09/20/2023	Claims	40605	Wright, Peter	18.26
2024	1028	04/05/2024	Payroll	41174	Fink, Patricia F	205.51
2024	1066	04/03/2024	Claims	41178	Adam, Ryan Hardie	12.31
2024	2004	06/20/2024	Claims	41429	Heartsong	150.00
2024	2292	06/05/2024	Claims		Xpress Bill Pay	870.77
2024	2523	07/17/2024	Claims	41522	Delaere, Steven	340.47
2024	3504	10/02/2024	Claims	41765	Keethler, Marla	150.00
2024	3517	10/02/2024	Claims	41778	Reynier, Ron Atty At Law	1,400.00
2024	3625	10/16/2024	Claims	41794	Bingen, City Of	1,695.11
2024	3640	10/16/2024	Claims	41809	Knapp, O'Dell & Macpherson PLLC	15,212.50
2024	3781	10/29/2024	Claims	41834	CenturyLink	849.51
2024	3783	10/29/2024	Claims	41836	Les Schwab Tire Center	1,138.18
2024	3784	10/29/2024	Claims	41837	US Bank	175.03
2024	3785	10/29/2024	Claims	41838	Verizon Wireless	1,119.19
2024	3786	10/29/2024	Claims	41839	WA Assn Sheriffs & Police Chiefs	120.00
2024	3787	10/29/2024	Claims	41840	Wilcox & Flegel	1,698.48
2024	4310	09/30/2024	Payroll		Employment Security Dept- PFMLA/WA LTC	1,513.38
						Outstanding Debits: 28,022.90
<b>Reconciled Book Balance:</b>						<b>1,392,198.78</b>

# BANK RECONCILIATION

City Of White Salmon

Time: 23:09:54 Date: 12/16/2024

10/01/2024 To: 10/31/2024

Page: 1

## 2 State Pool

Year	Trans#	Date	Type	Chk#	Vendor	Balance Forward	
2024	4304	10/31/2024	Tr Rec		WA State Investment Pool		5,089,514.33
							21,325.74
						Total Credits:	21,325.74

Year	Trans#	Date	Type	Chk#	Vendor		
						Total Debits:	0.00
						Reconciled Bank Balance:	5,110,840.07
						Outstanding Credits:	
						Outstanding Debits:	
						<b>Reconciled Book Balance:</b>	<b>5,110,840.07</b>

# BANK RECONCILIATION

City Of White Salmon

Time: 23:10:15 Date: 12/16/2024

10/01/2024 To: 10/31/2024

Page: 1

## 3 Petty Cash

Year	Trans#	Date	Type	Chk#	Vendor	Balance Forward	25.00
------	--------	------	------	------	--------	-----------------	-------

Total Credits:							0.00
----------------	--	--	--	--	--	--	------

Year	Trans#	Date	Type	Chk#	Vendor		
------	--------	------	------	------	--------	--	--

Total Debits:							0.00
---------------	--	--	--	--	--	--	------

Reconciled Bank Balance:							25.00
--------------------------	--	--	--	--	--	--	-------

Outstanding Credits:							
----------------------	--	--	--	--	--	--	--

Outstanding Debits:							
---------------------	--	--	--	--	--	--	--

<b>Reconciled Book Balance:</b>							<b>25.00</b>
---------------------------------	--	--	--	--	--	--	--------------

# BANK RECONCILIATION

City Of White Salmon

Time: 23:10:51 Date: 12/16/2024

10/01/2024 To: 10/31/2024

Page: 1

## 4 Cash Drawer 1

Year	Trans#	Date	Type	Chk#	Vendor	Balance Forward	150.00
------	--------	------	------	------	--------	-----------------	--------

Total Credits:	0.00
----------------	------

Year	Trans#	Date	Type	Chk#	Vendor
------	--------	------	------	------	--------

Total Debits:	0.00
---------------	------

Reconciled Bank Balance:	150.00
--------------------------	--------

Outstanding Credits:	
----------------------	--

Outstanding Debits:	
---------------------	--

<b>Reconciled Book Balance:</b>	<b>150.00</b>
---------------------------------	---------------

# BANK RECONCILIATION

City Of White Salmon

Time: 23:11:20 Date: 12/16/2024

10/01/2024 To: 10/31/2024

Page: 1

## 5 Cash Drawer 2

Year	Trans#	Date	Type	Chk#	Vendor	Balance Forward	150.00
------	--------	------	------	------	--------	-----------------	--------

Total Credits:							0.00
----------------	--	--	--	--	--	--	------

Year	Trans#	Date	Type	Chk#	Vendor		
------	--------	------	------	------	--------	--	--

Total Debits:							0.00
---------------	--	--	--	--	--	--	------

Reconciled Bank Balance:							150.00
--------------------------	--	--	--	--	--	--	--------

Outstanding Credits:							
----------------------	--	--	--	--	--	--	--

Outstanding Debits:							
---------------------	--	--	--	--	--	--	--

<b>Reconciled Book Balance:</b>							<b>150.00</b>
---------------------------------	--	--	--	--	--	--	---------------