

City of White Salmon
April 2024
Budget Report

TREASURER'S REPORT
Fund Totals

City Of White Salmon

04/01/2024 To: 04/30/2024

Time: 11:38:09 Date: 07/08/2024

Page: 1

Fund	Previous Balance	Revenue	Expenditures	Ending Balance	Claims Clearing	Payroll Clearing	Outstanding Deposits	Adjusted Ending Balance
001 Current Expense	575,173.35	328,006.32	220,547.86	682,631.81	27,831.43	12,703.83	-57,127.62	666,039.45
101 Street Fund	-24,079.91	224,117.40	22,878.70	177,158.79	472.97	761.92	0.00	178,393.68
107 Pool Fund	0.00	0.00		0.00	0.00	77.69	0.00	77.69
108 Municipal Capital Imp Fund	565,790.22	17,496.34	9,505.00	573,781.56	0.00	0.00	0.00	573,781.56
110 Fire Reserve Fund	383,275.72	1,153.63	721.25	383,708.10	0.00	0.00	0.00	383,708.10
112 General Fund Reserve	368,106.98	1,636.72		369,743.70	0.00	0.00	0.00	369,743.70
121 Police Vehicle Reserve Fund	220,087.41	959.43		221,046.84	0.00	0.00	0.00	221,046.84
302 Transportation Improvement Fund	42,913.45	5,510.43		48,423.88	0.00	0.00	0.00	48,423.88
303 Hotel/Motel Taxes	186,611.22	5,730.02		192,341.24	0.00	0.00	0.00	192,341.24
307 New Pool Construction Fund	47,048.93	3,021.77		50,070.70	0.00	0.00	0.00	50,070.70
401 Water Fund	832,447.26	192,566.71	239,370.56	785,643.41	2,254.87	1,873.52	-4,985.39	784,786.41
402 Wastewater Collection Fund	361,658.54	96,768.06	151,999.07	306,427.53	678.75	446.29	-2,699.20	304,853.37
408 Water Reserve Fund	478,442.87	22,013.37		500,456.24	0.00	0.00	0.00	500,456.24
409 Wastewater Reserve Fund	694,396.26	12,106.84	125,624.20	580,878.90	0.00	0.00	-2,000.00	578,878.90
412 Water Rights Acquisition Fund	484,846.71	15,467.90		500,314.61	0.42	0.00	-362.50	499,952.53
413 Water Bond Redemption Fund	94,569.88	16,548.99	7,920.00	103,198.87	0.00	0.00	0.00	103,198.87
414 Wastewater Bond Redemption Fund	11,525.27	0.00		11,525.27	0.00	0.00	0.00	11,525.27
415 Water Bond Reserve Fund	133,796.29	2,168.59		135,964.88	0.00	0.00	0.00	135,964.88
416 Wastewater Bond Reserve Fund	80,899.23	359.73		81,258.96	0.00	0.00	0.00	81,258.96
417 Treatment Plant Reserve Fund	393,314.92	7,728.92		401,043.84	0.00	0.00	0.00	401,043.84
418 Water Short Lived Asset Reserve Fund	342,838.67	11,800.26	63,448.81	291,190.12	0.00	0.00	0.00	291,190.12
419 Water Construction Fund	-8,110.00	0.00		-8,110.00	0.00	0.00	0.00	-8,110.00
420 USDA Rural Development - Jewett Water Main Improvements	61,241.79	2,367,090.44	2,367,090.44	61,241.79	0.00	0.00	0.00	61,241.79
601 Remittances	13.87	1,055.85		1,069.72	0.00	0.00	-7.50	1,062.22
	6,326,808.93	3,333,307.72	3,209,105.89	6,451,010.76	31,238.44	15,863.25	-67,182.21	6,430,930.24

TREASURER'S REPORT
Account Totals

City Of White Salmon

04/01/2024 To: 04/30/2024

Time: 11:38:09 Date: 07/08/2024

Page: 2

Cash Accounts		Beg Balance	Deposits	Withdrawals	Ending	Outstanding Rec	Outstanding Exp	Adj Balance
1	Checking Account	1,371,942.45	3,254,260.50	3,152,038.44	1,474,164.51	-67,182.21	47,101.69	1,454,083.99
3	Petty Cash	25.00	0.00	0.00	25.00	0.00	0.00	25.00
4	Cash Drawer 1	150.00	0.00	0.00	150.00	0.00	0.00	150.00
5	Cash Drawer 2	150.00	0.00	0.00	150.00	0.00	0.00	150.00
Total Cash:		1,372,267.45	3,254,260.50	3,152,038.44	1,474,489.51	-67,182.21	47,101.69	1,454,408.99
Investment Accounts		Beg Balance	Deposits	Withdrawals	Ending	Outstanding Rec	Outstanding Exp	Adj Balance
2	State Pool	4,954,541.48	21,979.77	0.00	4,976,521.25	0.00	0.00	4,976,521.25
Total Investments:		4,954,541.48	21,979.77	0.00	4,976,521.25	0.00	0.00	4,976,521.25
		6,326,808.93	3,276,240.27	3,152,038.44	6,451,010.76	-67,182.21	47,101.69	6,430,930.24

TREASURER'S REPORT
Fund Investments By Account

City Of White Salmon

04/01/2024 To: 04/30/2024

Time: 11:38:09 Date: 07/08/2024

Page: 3

Fund Totals:	Previous Balance	Purchases	Interest	Total Investments	Liquidated	Ending Balance
001 000 Current Expense	519,574.01		2,310.35	2,310.35		521,884.36
101 000 Street Fund		100,000.00		100,000.00		100,000.00
108 000 Municipal Capital Imp Fund	469,066.25	25,000.00	2,085.76	27,085.76		496,152.01
110 000 Fire Reserve Fund	259,438.80		1,153.63	1,153.63		260,592.43
112 000 General Govt Reserve Fund	368,081.81		1,636.72	1,636.72		369,718.53
121 000 Police Vehicle Reserve Fund	215,765.85		959.43	959.43		216,725.28
303 000 Hotel/Motel Taxes	166,712.84		741.31	741.31		167,454.15
307 000 New Pool Construction Fund	23,634.96		105.10	105.10		23,740.06
401 000 Water Fund	419,393.50		1,864.89	1,864.89		421,258.39
402 000 Wastewater Collection Fund	218,919.07		973.45	973.45		219,892.52
408 000 Water Reserve Fund	312,229.06		1,388.37	1,388.37		313,617.43
409 000 Wastewater Reserve Fund	623,732.63		2,773.51	2,773.51	100,000.00	526,506.14
412 000 Water Rights Acquisition Fund	373,694.88		1,661.68	1,661.68		375,356.56
413 000 Water Bond Redemption Fund	69,451.13		308.82	308.82		69,759.95
415 000 Water Bond Reserve Fund	122,454.05		544.51	544.51		122,998.56
416 000 Wastewater Bond Reserve Fund	80,898.80		359.73	359.73		81,258.53
417 000 Treatment Plant Reserve Fund	388,814.92		1,728.92	1,728.92		390,543.84
418 000 Water Short Lived Asset Reserve Fund	311,154.39		1,383.59	1,383.59	25,000.00	287,537.98
2 - State Pool	4,943,016.95	125,000.00	21,979.77	146,979.77	125,000.00	4,964,996.72
	4,943,016.95	125,000.00	21,979.77	146,979.77	125,000.00	4,964,996.72

TREASURER'S REPORT
Fund Investment Totals

City Of White Salmon

04/01/2024 To: 04/30/2024

Time: 11:38:09 Date: 07/08/2024

Page: 4

Fund Totals:	Previous Balance	Purchases	Interest	Ttl Investments	Liquidated	Investment Bal	Available Cash
001 Current Expense	519,574.01		2,310.35	2,310.35		521,884.36	160,747.45
101 Street Fund		100,000.00		100,000.00		100,000.00	77,158.79
108 Municipal Capital Imp Fund	469,066.25	25,000.00	2,085.76	27,085.76		496,152.01	77,629.55
110 Fire Reserve Fund	259,438.80		1,153.63	1,153.63		260,592.43	123,115.67
112 General Fund Reserve	368,081.81		1,636.72	1,636.72		369,718.53	25.17
121 Police Vehicle Reserve Fund	215,765.85		959.43	959.43		216,725.28	4,321.56
302 Transportation Improvement Fund						0.00	48,423.88
303 Hotel/Motel Taxes	166,712.84		741.31	741.31		167,454.15	24,887.09
307 New Pool Construction Fund	23,634.96		105.10	105.10		23,740.06	26,330.64
401 Water Fund	419,393.50		1,864.89	1,864.89		421,258.39	364,385.02
402 Wastewater Collection Fund	218,919.07		973.45	973.45		219,892.52	86,535.01
408 Water Reserve Fund	312,229.06		1,388.37	1,388.37		313,617.43	186,838.81
409 Wastewater Reserve Fund	623,732.63		2,773.51	2,773.51	100,000.00	526,506.14	54,372.76
412 Water Rights Acquisition Fund	373,694.88		1,661.68	1,661.68		375,356.56	124,958.05
413 Water Bond Redemption Fund	69,451.13		308.82	308.82		69,759.95	33,438.92
414 Wastewater Bond Redemption Fund						0.00	11,525.27
415 Water Bond Reserve Fund	122,454.05		544.51	544.51		122,998.56	12,966.32
416 Wastewater Bond Reserve Fund	80,898.80		359.73	359.73		81,258.53	0.43
417 Treatment Plant Reserve Fund	388,814.92		1,728.92	1,728.92		390,543.84	10,500.00
418 Water Short Lived Asset Reserve Fund	311,154.39		1,383.59	1,383.59	25,000.00	287,537.98	3,652.14
419 Water Construction Fund						0.00	-8,110.00
420 USDA Rural Development - Jewett Water Main Improve						0.00	61,241.79
601 Remittances						0.00	1,069.72
	4,943,016.95	125,000.00	21,979.77	146,979.77	125,000.00	4,964,996.72	1,486,014.04

Ending fund balance (Page 1) - Investment balance = Available cash.

6,451,010.76

TREASURER'S REPORT

Outstanding Vouchers

City Of White Salmon

04/01/2024 To: 04/30/2024

As Of: 04/30/2024 Date: 07/08/2024

Time: 11:38:09 Page: 5

Year	Trans#	Date	Type	Acct#	War#	Vendor	Amount	Memo
2024	2064	02/19/2024	Tr Rec	1		Funderburg, Dawn	107.44	Payment to General Fund, meant to be to a Permit P
2024	1537	02/20/2024	Tr Rec	1		NW Natural	53,201.53	2023 Utility Tax
2024	1333	04/25/2024	Util Pay	1		Xpress Bill Pay	127.67	Xpress Import - iPay - 04-25-2024__daily_batch.csv
2024	2295	04/25/2024	Tr Rec	1		Permitting Customer	-50.00	SmartGov - Plumbing Permit Overpayment Refund
2024	1351	04/26/2024	Util Pay	1		Xpress Bill Pay	91.39	Xpress Import - EFT - 04-26-2024__daily_batch.csv
2024	2209	04/26/2024	Tr Rec	1		Permitting Customer	5,359.16	SmartGov - BU24-00080
2024	2210	04/28/2024	Tr Rec	1		Permitting Customer	32.50	SmartGov - BU24-00082
2024	1354	04/29/2024	Util Pay	1		Batch Customer	1,673.68	
2024	1355	04/29/2024	Tr Rec	1		MCI Communications Services, Inc.	3.75	Telephone Utiltiy Tax - March 2024
2024	1356	04/29/2024	Tr Rec	1		NexVortex Inc.	0.24	Telephone Utiltiy Tax - March 2024
2024	1357	04/29/2024	Tr Rec	1		Harrison, Randy and Lisa	10.00	Animal License Renewal - 2024
2024	1358	04/29/2024	Tr Rec	1		Tucker, Amanda	10.00	Animal License Renewal - 2024
2024	1359	04/29/2024	Util Pay	1		Xpress Bill Pay	243.04	Xpress Import - CC - 04-29-2024__daily_batch.csv
2024	1360	04/29/2024	Util Pay	1		Xpress Bill Pay	80.00	Xpress Import - Metavante - 04-29-2024__daily_batc
2024	1361	04/29/2024	Util Pay	1		Xpress Bill Pay	245.37	Xpress Import - CheckFree - 04-29-2024__daily_batcl
2024	1362	04/30/2024	Util Pay	1		Batch Customer	152.57	
2024	1363	04/30/2024	Tr Rec	1		Crawford, Cecil	20.00	Animal License Renwal
2024	1364	04/30/2024	Tr Rec	1		Banish, Nolan	10.00	Animail License Renewal
2024	1370	04/30/2024	Tr Rec	1		Perala, Gregory and Melissa	50.00	New Animal License
2024	1371	04/30/2024	Util Pay	1		Xpress Bill Pay	3,403.43	Xpress Import - CC - 04-30-2024__daily_batch.csv
2024	1372	04/30/2024	Util Pay	1		Xpress Bill Pay	1,505.33	Xpress Import - EFT - 04-30-2024__daily_batch.csv
2024	1373	04/30/2024	Util Pay	1		Xpress Bill Pay	63.34	Xpress Import - iPay - 04-30-2024__daily_batch.csv
2024	1374	04/30/2024	Util Pay	1		Xpress Bill Pay	461.27	Xpress Import - CheckFree - 04-30-2024__daily_batcl
2024	2211	04/30/2024	Tr Rec	1		Permitting Customer	63.50	SmartGov - BU24-00085
2024	2212	04/30/2024	Tr Rec	1		Permitting Customer	62.00	SmartGov - BU24-00086
2024	2213	04/30/2024	Tr Rec	1		Permitting Customer	255.00	SmartGov - BU24-00087
Receipts Outstanding:							67,182.21	
2024	1369	04/30/2024	Payroll	1	EFT	Oregon Dept. of Revenue - Transit Tax	23.81	Pay Cycle(s) 01/01/2024 To 03/31/2024 - OR Transit Tax
2024	1368	04/30/2024	Payroll	1	EFT	Employment Security Dept- PFMLA/WA LTC	1,764.89	Pay Cycle(s) 01/01/2024 To 03/31/2024 - WA Long Term Care
2024	1367	04/30/2024	Payroll	1	EFT	Employment Security Dept- PFMLA/WA LTC	2,357.51	Pay Cycle(s) 01/01/2024 To 03/31/2024 - PFMLA
2024	1366	04/30/2024	Payroll	1	EFT	Employment Security Department	797.88	1st Quarter Unemployment: 01/01/2024 - 03/31/2024
2024	1365	04/30/2024	Payroll	1	EFT	Department Of Labor & Industries	10,108.25	1ST Quarter L&I: 01/01/2024 - 03/31/2024
2016	1220	03/16/2016	Claims	1	31118	Cecelia Joan Huard C/O Brad Huard	6.20	Refund inactive customer credit balance
2017	8301	11/01/2017	Claims	1	33126	David & Angela Hill	87.43	041725.1 - 393 NECHERRY ST
2018	768	02/07/2018	Claims	1	33497	Renee Wuollet	11.38	020675.0 - 560 NECENTER PL
2018	1201	03/07/2018	Claims	1	33577	Chris Parker	3.17	040127.2 - 705 NECHURCH PLACE # E

TREASURER'S REPORT

Outstanding Vouchers

City Of White Salmon

04/01/2024 To: 04/30/2024

As Of: 04/30/2024 Date: 07/08/2024

Time: 11:38:09 Page: 6

Year	Trans#	Date	Type	Acct#	War#	Vendor	Amount	Memo
2018	3179	06/20/2018	Claims	1	33915	Lourens and Monette Pretorius	16.96	053189.0 - 17 ANNIE LANE
2018	7272	09/05/2018	Payroll	1	34156	Savannah Vargas	49.10	Aug Payroll #2
2018	7524	09/20/2018	Payroll	1	34222	Savannah Vargas	20.68	Sept Payroll #1
2018	8618	12/05/2018	Payroll	1	34449	Angelina Heredia	27.70	Nov Payroll #2
2019	2627	06/05/2019	Claims	1	35066	Christopher Stiffler	168.00	Reimburse - Wildland Firefighter Exam Fee
2019	3568	08/07/2019	Claims	1	35245	Mark Long	179.21	071525.2 - 1196 WJEWETT BLVD 1198 - Refund Credit Balance On Utility Acct #4750
2020	1811	05/06/2020	Claims	1	36098	James B Roberson Trust Lisa Doslu, Trustee	10.38	062750.0 - 625 SWWAUBISH ST- Credit Balance Refund
2021	218	01/20/2021	Claims	1	36799	Thomas Hood	4.71	073225.0 - 1180 SWTHORNTON DR - Utility Account 5592 Credit Balance Refund
2021	228	01/20/2021	Claims	1	36809	Jennifer Schwab	49.19	064200.1 - 366 SWEYRIE RD - Utility Account 5929 Credit Balance Refund
2021	232	01/20/2021	Claims	1	36813	Garret Zallen	0.05	022650.3 - 645 NEGRANDVIEW BLVD - Utility Account 1204 Credit Balance Refund
2021	1733	05/19/2021	Claims	1	37101	Nora B. Kyte	3.34	011450.0 - 552 SEOAK ST - Credit Balance Refund
2021	3458	10/06/2021	Claims	1	37455	Ernie's Locks & Keys LLC	325.00	Park - Locksmithing
2021	4396	12/20/2021	Payroll	1	37678	Christopher Stiffler	27.70	Dec Payroll #2
2023	2372	07/05/2023	Claims	1	40335	Holly Albertson	150.00	Park Use Deposit Refund - Chad Hinman - Event date 06.17.23 - Receipt 99742
2023	2903	08/16/2023	Claims	1	40451	Ryan Hardie Adam	24.71	Reissue of check #38665 - PW Meal Tavel and Training
2023	3321	09/20/2023	Claims	1	40566	Jonathan and Martha Blake	144.81	062250.0 - 396 WJEWETT BLVD-Credit Balance Refund
2023	3325	09/20/2023	Claims	1	40570	David Carrier	5.24	074700.0 - 48 LAKEVIEW RD-Credit Balance Refund
2023	3335	09/20/2023	Claims	1	40580	John Griebbling	5.89	030800.0 - 350 NWMICHIGAN AVE-Credit Balance Refund
2023	3341	09/20/2023	Claims	1	40586	Lois Camp Estate	24.28	043075.0 - 760 NWMICHIGAN AVE-Credit Balance Refund
2023	3343	09/20/2023	Claims	1	40588	Ryan Morrissey and Masa Bauer	9.07	060670.0 - 108 NWALTA VISTA DR-Credit Balance Refund
2023	3360	09/20/2023	Claims	1	40605	Peter Wright	18.26	041325.0 - 412 NEWISCONSIN ST-Credit Balance Refund
2023	4383	12/20/2023	Payroll	1	40838	David S Swann	480.22	December Payroll #2
2024	195	01/19/2024	Claims	1	40946	Zaya LLC	321.20	Graphic Design - Consulting & Web Development
2024	776	03/06/2024	Claims	1	41123	Reynier, Ron Atty At Law	1,400.00	City Prosecuting Agreement - March 2024

TREASURER'S REPORT

Outstanding Vouchers

City Of White Salmon

04/01/2024 To: 04/30/2024

As Of: 04/30/2024 Date: 07/08/2024

Time: 11:38:09 Page: 7

Year	Trans#	Date	Type	Acct#	War#	Vendor	Amount	Memo
2024	904	03/20/2024	Claims	1	41141	George Ackerman and Sharon Jackson	23.66	022760.0 - 555 NEVINE ST
2024	930	03/20/2024	Claims	1	41167	Sherry Sears	60.71	051920.1 - 539 COCHRAN LN
2024	1028	04/05/2024	Payroll	1	41174	Patricia F Fink	205.51	April Paryroll #1
2024	1066	04/03/2024	Claims	1	41178	Ryan Hardie Adam	12.31	Reimbursement - PW - Travel & Training - Meal Expense
2024	1096	04/03/2024	Claims	1	41208	Reynier, Ron Atty At Law	1,400.00	City Prosecuting Agreement - April 2024
2024	1229	04/17/2024	Claims	1	41229	Columbia Gorge News, LLC	170.00	Legal Advertising - #910 Notice of Ordinance Adoption 2024-03-1160; Legal Advertising - #912 Notice of Application Salmon Oaks Subdivision
2024	1238	04/17/2024	Claims	1	41238	Knapp, O'Dell & Macpherson PLLC	10,337.50	Attorney Fees - March 2024; Attorney Fees - February 2024
2024	1244	04/17/2024	Claims	1	41244	Pacer Propane LLC	10.75	PW - Propane Tank Rental
2024	1252	04/17/2024	Claims	1	41252	Schuknecht's Polygraph Service	200.00	Police - Polygraph Service - Parson
2024	1256	04/17/2024	Claims	1	41256	Karl Swanson	36.30	Fire - Reimbursement for Vehicle/Equip Suplies - Fastners
2024	1263	04/17/2024	Claims	1	41263	Zaya LLC	692.00	General Gov - Outreach Services - Grant writing assistance
2024	1306	04/23/2024	Claims	1	41264	CenturyLink	1,129.64	CenturyLink - Breathalyzer - 2024 April ; CenturyLink - Shop Emergency Dialer - April 2024 ; CenturyLink - City Shop Broadband - 2024 April ; CenturyLink- City Hall - 2024 April ; CenturyLink - WW
2024	1307	04/23/2024	Claims	1	41265	Klickitat County Fire Dist. #3	2,872.16	Fire - West Klickitat Task Force - May/June 2023
2024	1308	04/23/2024	Claims	1	41266	US Bank	11,324.93	March 2024 Credit Card Statement
							47,101.69	

Fund	Claims	Payroll	Total
001 Current Expense	27,831.43	12,703.83	40,535.26
101 Street Fund	472.97	761.92	1,234.89
107 Pool Fund	0.00	77.69	77.69
401 Water Fund	2,254.87	1,873.52	4,128.39
402 Wastewater Collection Fund	678.75	446.29	1,125.04
412 Water Rights Acquisition Fund	0.42	0.00	0.42
	31,238.44	15,863.25	47,101.69

TREASURER'S REPORT

Signature Page

City Of White Salmon

04/01/2024 To: 04/30/2024

Time: 11:38:09 Date: 07/08/2024

Page: 8

We the undersigned officers for the City of White Salmon have reviewed the foregoing report and acknowledge that to the best of our knowledge this report is accurate and true:

Signed: _____ Signed: _____
Clerk/Treasurer / Date Chairman Budget Committee / Date

City of White Salmon

2024 April Treasurer's Report Reconciliation to Bank Statements

Treasurer's Report Ending Balance	6,451,010.76
Treasurer's Report Adjusted Ending Balance	6,430,930.24
Columbia State Bank (Cash)	1,454,083.99
US Bank (Time Value - Investment)	0.00
WA State Treasurer (State Pool - Investment)	4,976,521.25
Petty Cash	25.00
Drawer 1	150.00
Drawer 2	150.00
Drawer 3	0.00
Total Cash and Investments	6,430,930.24
Less Outstanding Checks (Treasurer's Report)	-47,101.69
Plus Outstanding Deposits (Page 1 of Treasurer's Report)	67,182.21
Bank Statement Adjusted Ending Balance	6,451,010.76
Difference	0.00

Note:

City of White Salmon

April 2024 Treasurer's Report Reconciliation

	Revenue	Expenditures	
	3,333,307.72	3,209,105.89	
Treasurer's Receipts	2,982,489.93	2,952,688.38	Claims
Utility Receipts	289,244.05	199,290.06	Payroll
Interfund Transfers	61,877.17	61,877.17	Interfund Transfers
	0.00	30.00	Service Charge - StopPayment Fee
	0.00	30.00	Service Charge - Outgoing Wire Fee
Revenue to Expenditure	-13.43	-13.43	Revenue to Expenditure
Revenue to Expenditure	-290.00	-290.00	Revenue to Expenditure
Service Charge (NSF)	0.00	0.00	Insufficient Funds
Stop Payment	0.00	-4,506.29	Stop Payment
Expenditure to Revenue	0.00	0.00	Expenditure to Revenue-
	3,333,307.72	3,209,105.89	
	0.00	0.00	

www.fsbwa.com

Branch Office
White Salmon
509-493-2500

Statement Period: 04-01-2024 to 04-30-2024

CITY OF WHITE SALMON
PO BOX 2139
WHITE SALMON WA 98672-2139

JUMP
Into Bigger Savings

1st Rate Money Market Account¹

Limited Time Offer

4.65% APY²

Summary of Deposit Account Activity

	Account #	Beginning Balance	Withdrawals/ Service Charges*	Deposits	Dividends/ Interest	Ending Balance
PF - WA 1st Business CHK	10012469	1,334,428.24	3,122,983.21	3,242,638.96	0.00	1,454,083.99

Deposit Account Activity

PF - WA 1st Business CHK - 10012469

0.00% Annual Percentage Yield Earned for this account

Deposits

Date	Amount	Transaction Description
04/01	87.16	External Deposit CITY OF WHITE SA - CREDITS 215790932
04/01	312.93	External Deposit PAYMENTECH - DEPOSIT 5708363
04/01	529.41	Deposit
04/02	288.42	External Deposit PAYMENTECH - DEPOSIT 5708363
04/02	345.86	External Deposit CITY OF WHITE SA - CREDITS 215837999
04/02	678.86	External Deposit PAYMENTECH - DEPOSIT 5708363
04/02	1,644.44	External Deposit PAYMENTECH - DEPOSIT 5708363
04/02	516.28	Deposit
04/03	458.33	External Deposit WA ST TREASURER - REVDISTRIB 2530
04/03	1,072.65	External Deposit CITY OF WHITE SA - CREDITS 216001924
04/03	4,741.76	External Deposit PAYMENTECH - DEPOSIT 5708363
04/04	1,798.26	External Deposit CITY OF WHITE SA - CREDITS 216050067
04/04	1,848.75	External Deposit PAYMENTECH - DEPOSIT 5708363
04/04	785.96	Deposit
04/05	250.00	External Deposit WA ST TREASURER - REVDISTRIB 2530
04/05	1,657.66	External Deposit PAYMENTECH - DEPOSIT 5708363
04/05	1,686.95	External Deposit CITY OF WHITE SA - CREDITS 216101518
04/05	2,500.75	Deposit
04/08	1,312.36	External Deposit PAYMENTECH - DEPOSIT 5708363
04/08	6,720.79	External Deposit CITY OF WHITE SA - CREDITS 216152006
04/08	1,928.14	Deposit
04/08	522.70	Deposit

¹ To be eligible for this account, customer must have an open and active consumer checking account with 1st Security Bank.

² APY (Annual Percentage Yield) is effective as of 01/30/2024. Minimum opening deposit is \$100,000 and requires \$50,000.00 in new money that can be combined with other funds on deposit at the Bank. New money is defined as funds from another institution (not 1st Security Bank). Fees may reduce earnings on your account. Minimum daily balance to earn APY is \$100,000 and greater. Speak with your banker today for more details.

1ST SECURITY BANK

Statement Period: 04-01-2024 to 04-30-2024

www.fsbwa.com

Deposit Account Activity (continued)

Date	Amount	Transaction Description
04/08	198,004.60	Deposit
04/09	242.55	External Deposit PAYMENTECH - DEPOSIT 5708363
04/09	457.36	External Deposit PAYMENTECH - DEPOSIT 5708363
04/09	957.25	External Deposit PAYMENTECH - DEPOSIT 5708363
04/09	1,786.65	External Deposit CITY OF WHITE SA - CREDITS 216221633
04/09	34,090.44	External Deposit RD TREAS 310 - MISC PAY RMT SY 916001528 WHITE SALMON CITY REF LD 004 USDA RD GRANT 9160
04/09	2,333,000.00	External Deposit RD TREAS 310 - MISC PAY RMT SY 916001528 WHITE SALMON CITY REF LD 003 USDA RD LOAN 91600
04/09	10,046.94	Deposit
04/10	120.83	External Deposit WA ST TREASURER - REVDISTRIB 2530
04/10	695.76	External Deposit PAYMENTECH - DEPOSIT 5708363
04/10	1,372.95	External Deposit CITY OF WHITE SA - CREDITS 216315990
04/10	3,767.98	Deposit
04/11	822.15	External Deposit PAYMENTECH - DEPOSIT 5708363
04/11	1,397.21	External Deposit CITY OF WHITE SA - CREDITS 216372730
04/11	481.29	Deposit
04/12	325.00	External Deposit WA ST TREASURER - REVDISTRIB 2530
04/12	1,373.18	External Deposit PAYMENTECH - DEPOSIT 5708363
04/12	1,462.06	External Deposit CITY OF WHITE SA - CREDITS 216481083
04/12	510.62	Deposit
04/15	321.31	External Deposit WA ST DES 17902404114Z19200000 - VENDOR PAY 869492!
04/15	1,592.88	External Deposit PAYMENTECH - DEPOSIT 5708363
04/15	3,232.93	External Deposit CITY OF WHITE SA - CREDITS 216518382
04/15	7,589.11	Deposit
04/16	332.53	External Deposit PAYMENTECH - DEPOSIT 5708363
04/16	659.84	External Deposit PAYMENTECH - DEPOSIT 5708363
04/16	13,249.30	External Deposit CITY OF WHITE SA - CREDITS 216575214
04/16	3,173.95	Deposit
04/17	543.64	External Deposit CITY OF WHITE SA - CREDITS 216753105
04/17	725.00	External Deposit WA ST TREASURER - REVDISTRIB 2530
04/17	1,542.08	External Deposit PAYMENTECH - DEPOSIT 5708363
04/17	847.93	Deposit
04/18	1,482.64	External Deposit CITY OF WHITE SA - CREDITS 216812743
04/18	2,356.10	External Deposit PAYMENTECH - DEPOSIT 5708363
04/19	333.33	External Deposit WA ST TREASURER - REVDISTRIB 2530
04/19	889.86	External Deposit PAYMENTECH - DEPOSIT 5708363
04/19	2,255.04	External Deposit CITY OF WHITE SA - CREDITS 216870104
04/19	110,194.41	External Deposit KCLICKITAT COUNTY ACH - KC REMIT KCT*5097734664*
04/19	161,064.00	External Deposit WA ST TIB 40702404170336700000 - VENDOR PAY 881963!
04/19	5,546.39	Deposit
04/19	3,863.98	Deposit
04/19	1,041.40	Deposit
04/22	3,338.73	External Deposit CITY OF WHITE SA - CREDITS 216922495
04/22	14,468.35	External Deposit PAYMENTECH - DEPOSIT 5708363
04/22	29,903.24	Deposit
04/23	512.50	External Deposit WA ST TREASURER - REVDISTRIB 2530
04/23	2,128.14	External Deposit CITY OF WHITE SA - CREDITS 216988728
04/23	3,678.37	External Deposit PAYMENTECH - DEPOSIT 5708363
04/23	4,077.00	External Deposit PAYMENTECH - DEPOSIT 5708363



Deposit Account Activity (continued)

Date	Amount	Transaction Description
04/23	6,598.38	External Deposit PAYMENTECH - DEPOSIT 5708363
04/23	51,635.82	External Deposit CITY WS DB 5200 - UTILPYM
04/23	6,683.20	Deposit
04/24	8,525.16	External Deposit CITY OF WHITE SA - CREDITS 217189309
04/24	8,878.99	External Deposit PAYMENTECH - DEPOSIT 5708363
04/24	844.63	Deposit
04/24	368.68	Deposit
04/25	450.00	External Deposit WA ST TREASURER - REVDISTRIB 2530
04/25	10,354.97	External Deposit CITY OF WHITE SA - CREDITS 217253532
04/25	25,657.41	External Deposit PAYMENTECH - DEPOSIT 5708363
04/25	1,353.75	Deposit
04/26	586.72	External Deposit PAYMENTECH - DEPOSIT 5708363
04/26	6,985.88	External Deposit CITY OF WHITE SA - CREDITS 217320798
04/26	1,634.85	Deposit
04/29	1,160.91	External Deposit PAYMENTECH - DEPOSIT 5708363
04/29	20,177.00	External Deposit CITY OF WHITE SA - CREDITS 217460023
04/29	18,447.35	Deposit
04/30	125.75	External Deposit PAYMENTECH - DEPOSIT 5708363
04/30	205.06	External Deposit PAYMENTECH - DEPOSIT 5708363
04/30	266.77	External Deposit PAYMENTECH - DEPOSIT 5708363
04/30	410.78	External Deposit CITY OF WHITE SA - CREDITS 217522638
04/30	67,739.68	External Deposit WA ST TREASURER - REVDISTRIB 2530

Withdrawals

Date	Amount	Transaction Description
04/01	13.00	Check 41029
04/01	1,131.76	Check 41147
04/01	16,288.17	Check 41150
04/01	150.00	Check 41153
04/01	312.42	Check 41166
04/02	32,956.42	External Withdrawal Vimly Benefit So - AWC ST-M9D4S2G9X7Y7
04/02	43.68	Check 41159
04/02	161.76	Check 41161
04/02	4.14	Check 41165
04/03	2,043.99	External Withdrawal PAYMENTECH - FEE 5708363
04/03	92.35	Check 40830
04/03	221.64	Check 40834
04/03	301.98	Check 41140
04/04	119.25	External Withdrawal LIFESECURE INSU LISTBILL - INSURANCE
04/04	55.00	Check 41135
04/05	16,879.48	External Withdrawal IRS - USATAXPYMT 270449654284841
04/05	6,326.93	External Withdrawal WA DEPT RET SYS - DRS EPAY 4472667
04/05	3,204.08	External Withdrawal WA DEPT RET SYS - DRS EPAY 4472666
04/05	918.22	External Withdrawal Xpress Bill Pay March Billing - Billing 10295
04/05	373.35	External Withdrawal Standard Ins - premium STASIC000297495
04/05	275.00	External Withdrawal OR REVENUE DEPT - TAXPAYMENT 1583232640
04/05	46,492.01	External Withdrawal CITY WS DB - PAYROLL
04/05	159.82	Check 41204
04/08	74.80	External Withdrawal AFLAC COLUMBUS 1-800-992-3522 - ACHPMT 75636993

Deposit Account Activity (continued)

Withdrawals (continued)

Date	Amount	Transaction Description
04/08	155,384.71	Over Counter Check 41220
04/08	6,416.35	Check - Item Processing 41201
04/08	66,788.22	Check 41219
04/09	1,221.60	External Withdrawal LIFESECURE INSU - INSURANCE
04/09	410.79	External Withdrawal LIFESECURE INSU - INSURANCE
04/09	2,549.09	Over Counter Check 41215
04/09	186.00	Check 41182
04/09	144.80	Check 41183
04/09	31,165.88	Check 41185
04/09	845.09	Check 41190
04/09	3,163.76	Check 41194
04/09	400.00	Check 41196
04/09	5.44	Check 41200
04/09	270.02	Check 41205
04/09	7,142.72	Check 41207
04/09	116,284.79	Check 41209
04/10	7,920.00	External Withdrawal USDA RD DCFO ACH TRANSACTION - PAYMENT
04/10	2,367,090.44	Wire Transfer Withdrawal Outgoing Wire 70506 Cashmere Valley Bank CASHME VLY CASHME
04/10	30.00	Bus. Outgoing Wire Fee Business Domestic Wire 70506
04/10	91.77	Over Counter Check 41176
04/10	364.89	Check 41197
04/10	447.02	Check 41198
04/10	4,012.50	Check 41199
04/10	174.70	Check 41210
04/10	865.48	Check 41213
04/10	1,854.43	Check 41216
04/10	32,647.71	Check 41217
04/10	32,664.11	Check 41218
04/11	118.60	Check 41152
04/11	1,566.32	Check 41187
04/11	1,266.30	Check 41188
04/11	820.00	Check 41191
04/11	7,539.26	Check 41193
04/12	806.01	Check 41177
04/12	1,130.00	Check 41189
04/12	80.71	Check 41212
04/15	748.33	Check 41180
04/15	529.00	Check 41195
04/15	4.80	Check 41203
04/15	1,450.30	Check 41211
04/15	9,604.19	Check 41214
04/16	141.80	Check 41179
04/16	279.96	Check 41184
04/16	2,234.07	Check 41202
04/17	30.00	Stop Payment Fee
04/17	137.71	Check 41206
04/18	151.37	Check 41175

Deposit Account Activity (continued)

Withdrawals (continued)

Date	Amount	Transaction Description
04/19	17,579.14	External Withdrawal IRS - USATAXPYMT 270451074160024
04/19	10,120.75	External Withdrawal WA DEPT RET SYS - DRS EPAY 4476816
04/19	275.00	External Withdrawal OR REVENUE DEPT - TAXPAYMENT 780013184
04/19	45,808.21	External Withdrawal CITY WS DB - PAYROLL
04/19	164.90	Check 41192
04/23	120.00	External Withdrawal Starlink Service - Starlink S
04/23	866.25	Check 41222
04/23	597.60	Check 41226
04/23	9,505.00	Check 41227
04/23	135.58	Check 41231
04/23	6,110.95	Check 41233
04/23	684.11	Check 41234
04/23	1,906.90	Check 41243
04/23	142.00	Check 41247
04/23	908.14	Check 41249
04/23	200.94	Check 41253
04/23	495.42	Check 41254
04/23	25.00	Check 41259
04/23	427.95	Check 41260
04/23	1,558.54	Check 41261
04/24	136.70	Check 41224
04/24	224.35	Check 41228
04/24	140.00	Check 41236
04/24	3,216.00	Check 41237
04/24	380.12	Check 41255
04/25	11,524.39	External Withdrawal WA DEPT REVENUE - TAX PYMT 13127946
04/25	50.00	Check 41221
04/25	305.50	Check 41235
04/25	78.61	Check 41242
04/25	242.28	Check 41246
04/25	49.49	Check 41248
04/26	85.00	Check 41186
04/26	4,506.29	Check 41225
04/26	53.79	Check 41239
04/26	100.00	Check 41251
04/26	654.79	Check 41257
04/26	773.65	Check 41262
04/29	437.40	Check 41223
04/29	1,242.50	Check 41230
04/29	1,562.25	Check 41232
04/29	43.29	Check 41241
04/29	1,118.23	Check 41258
04/30	140.77	Check 41240
04/30	192.72	Check 41245
04/30	312.42	Check 41250

Deposit Account Activity (continued)

Checks Paid

Check #	Date	Amount	Check #	Date	Amount	Check #	Date	Amount
40830	04/03	92.35	41195	04/15	529.00	41227	04/23	9,505.00
40834 *	04/03	221.64	41196	04/09	400.00	41228	04/24	224.35
41029 *	04/01	13.00	41197	04/10	364.89	41230 *	04/29	1,242.50
41135 *	04/04	55.00	41198	04/10	447.02	41231	04/23	135.58
41140 *	04/03	301.98	41199	04/10	4,012.50	41232	04/29	1,562.25
41147 *	04/01	1,131.76	41200	04/09	5.44	41233	04/23	6,110.95
41150 *	04/01	16,288.17	41201	04/08	6,416.35	41234	04/23	684.11
41152 *	04/11	118.60	41202	04/16	2,234.07	41235	04/25	305.50
41153	04/01	150.00	41203	04/15	4.80	41236	04/24	140.00
41159 *	04/02	43.68	41204	04/05	159.82	41237	04/24	3,216.00
41161 *	04/02	161.76	41205	04/09	270.02	41239 *	04/26	53.79
41165 *	04/02	4.14	41206	04/17	137.71	41240	04/30	140.77
41166	04/01	312.42	41207	04/09	7,142.72	41241	04/29	43.29
41175 *	04/18	151.37	41209 *	04/09	116,284.79	41242	04/25	78.61
41176	04/10	91.77	41210	04/10	174.70	41243	04/23	1,906.90
41177	04/12	806.01	41211	04/15	1,450.30	41245 *	04/30	192.72
41179 *	04/16	141.80	41212	04/12	80.71	41246	04/25	242.28
41180	04/15	748.33	41213	04/10	865.48	41247	04/23	142.00
41182 *	04/09	186.00	41214	04/15	9,604.19	41248	04/25	49.49
41183	04/09	144.80	41215	04/09	2,549.09	41249	04/23	908.14
41184	04/16	279.96	41216	04/10	1,854.43	41250	04/30	312.42
41185	04/09	31,165.88	41217	04/10	32,647.71	41251	04/26	100.00
41186	04/26	85.00	41218	04/10	32,664.11	41253 *	04/23	200.94
41187	04/11	1,566.32	41219	04/08	66,788.22	41254	04/23	495.42
41188	04/11	1,266.30	41220	04/08	155,384.71	41255	04/24	380.12
41189	04/12	1,130.00	41221	04/25	50.00	41257 *	04/26	654.79
41190	04/09	845.09	41222	04/23	866.25	41258	04/29	1,118.23
41191	04/11	820.00	41223	04/29	437.40	41259	04/23	25.00
41192	04/19	164.90	41224	04/24	136.70	41260	04/23	427.95
41193	04/11	7,539.26	41225	04/26	4,506.29	41261	04/23	1,558.54
41194	04/09	3,163.76	41226	04/23	597.60	41262	04/26	773.65

(* indicates a break in check sequence)

	Statement Period Total	Year-to-Date Total
Total Overdraft Fees (Paid)	0.00	0.00
Total Returned Item Fees (Returned)	0.00	0.00

Local Government Investment Pool
Statement of Account for No: 02530
Primary Account
April 2024

CITY OF WHITE SALMON
PO BOX 2139
WHITE SALMON, WA 98672-8672

Date	Description	Comment	Deposits	Withdrawals	Balance
04/01/2024	Beginning Balance				4,954,541.48
04/30/2024	Month End Balance				4,954,541.48
	April Earnings	Daily Factor Earnings	21,979.77		
	Net Ending Balance				4,976,521.25

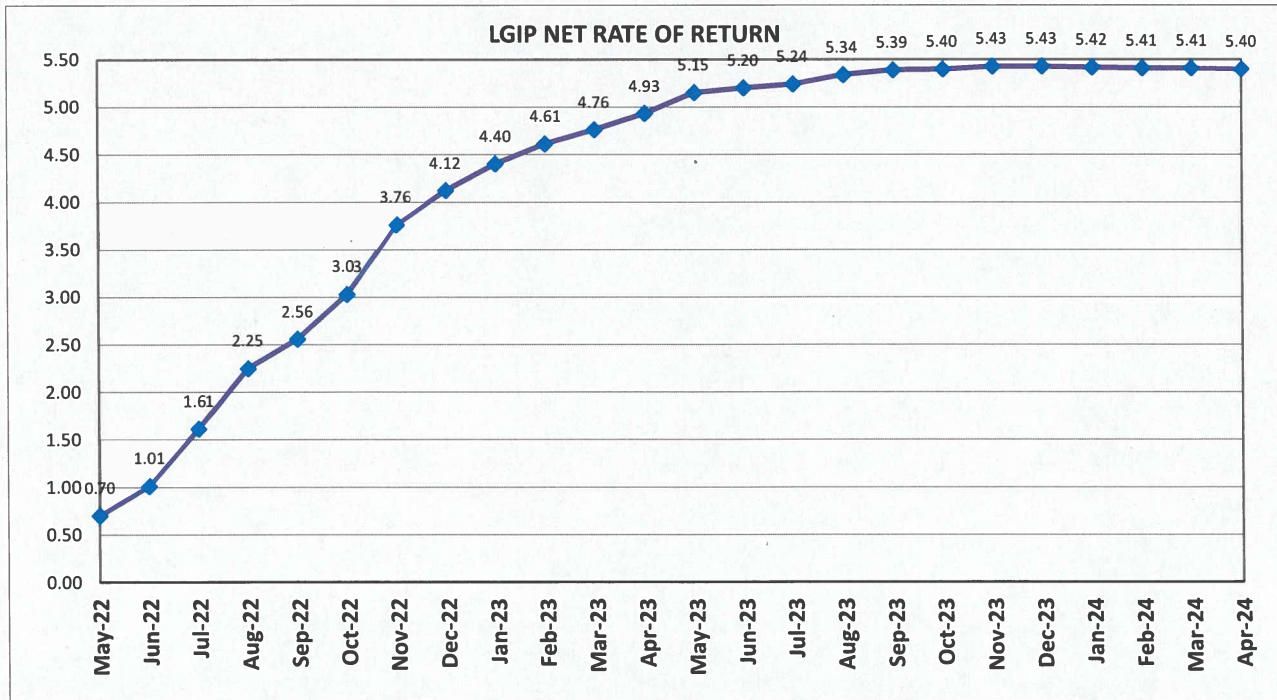
Account Summary

Beginning Balance:	4,954,541.48	Gross Earnings:	22,003.39
Deposits:	0.00	Administrative Fee:	23.62
Withdrawals:	0.00	Net Earnings:	21,979.77
Month End Balance:	4,954,541.48		
Administrative Fee Rate:	0.0058 %	Net Ending Balance:	4,976,521.25
Gross Earnings Rate:	5.4033 %		
Net Earnings Rate:	5.3975 %	Average Daily Balance:	4,954,541.48

**WASHINGTON STATE
LOCAL GOVERNMENT INVESTMENT POOL
April 30, 2024**

Investment Type	Average Balance	Apr-24	Average Balance	2024
	<u>Apr-24</u>	<u>Percentage</u>	<u>CY 2024</u>	<u>Percentage</u>
Agency Bullets	0.00	0.00%	0.00	0.00%
Agency Discount Notes	116,532,340.10	0.52%	49,314,217.00	0.21%
Agency Floating Rate Notes	4,096,219,834.56	18.40%	4,367,166,121.34	19.03%
Agency Variable Rate Notes	0.00	0.00%	0.00	0.00%
Certificates of Deposit	132,000,000.00	0.59%	133,357,438.02	0.58%
IB Bank Deposit	4,337,367,381.44	19.48%	4,205,005,643.98	18.32%
Repurchase Agreements	5,653,000,000.00	25.39%	5,803,760,330.55	25.29%
SOFR Floating Rate Notes	0.00	0.00%	0.00	0.00%
Supras - Bullets	0.00	0.00%	0.00	0.00%
Supras - Discount Notes	106,417,303.70	0.48%	490,328,134.99	2.14%
Supras- Floating Rate Notes	0.00	0.00%	0.00	0.00%
Supras - Variables	0.00	0.00%	0.00	0.00%
Term Repurchase Agreements	113,333,333.33	0.51%	517,355,371.90	2.25%
U.S. Treasury Securities	6,484,860,612.99	29.13%	6,153,866,878.17	26.82%
US Treasury Floating Rate Notes	1,225,039,728.82	5.50%	1,228,175,082.19	5.35%
Total Avg Daily Balance	22,264,770,534.94	100.00%	22,948,329,218.14	100.00%

Avg Days to Maturity 21 days



* Rates are calculated on a 365-day basis

WASHINGTON STATE LOCAL GOVERNMENT INVESTMENT POOL

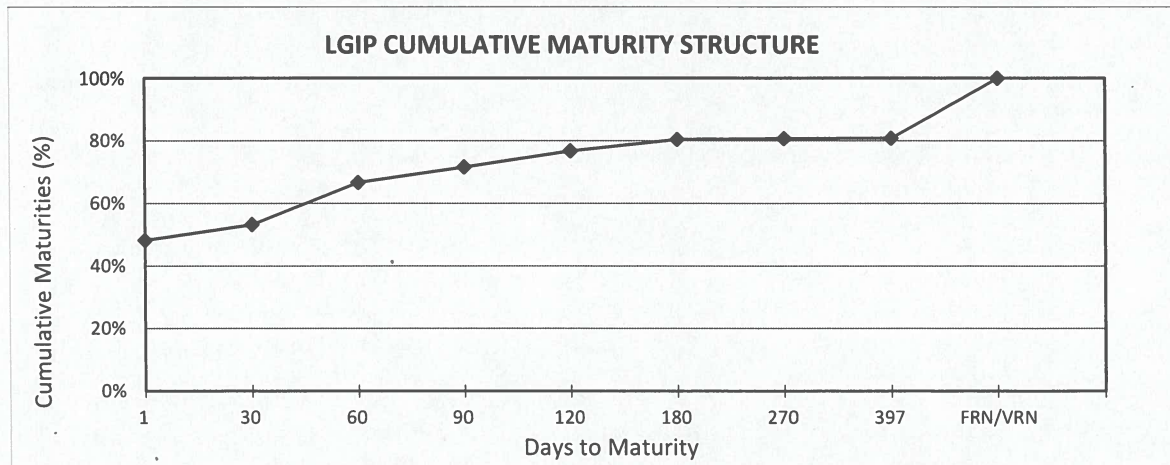
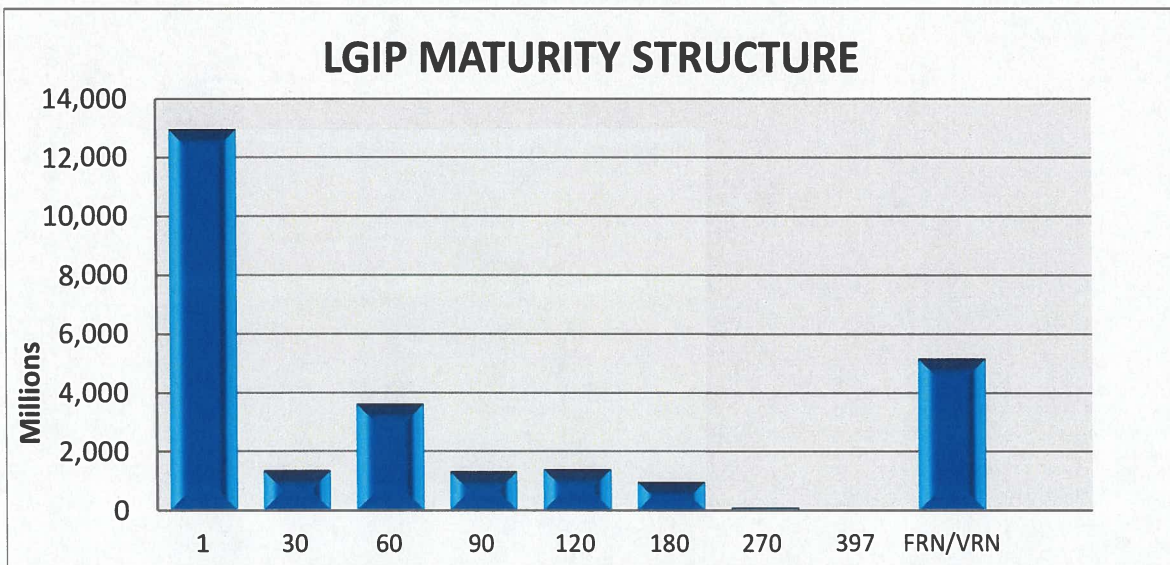
April 30, 2024

<u>DAYS TO MATURITY</u>	<u>\$ MATURING (PAR VALUE)*</u>	<u>% MATURING</u>	<u>CUMULATIVE % MATURING</u>
1	12,956.53	48.2%	48.2%
2-30	1,350.00	5.0%	53.2%
31-60	3,615.00	13.4%	66.7%
61-90	1,320.00	4.9%	71.6%
91-120	1,400.00	5.2%	76.8%
121-180	965.00	3.6%	80.4%
181-270	100.00	0.4%	80.7%
271-397	25.00	0.1%	80.8%
FRN/VRN	5,150.22	19.2%	100.0%

PORTFOLIO TOTAL:

26,881.75

* Amounts in millions of dollars



BANK RECONCILIATION

City Of White Salmon

Time: 11:30:08 Date: 07/08/2024

04/01/2024 To: 04/30/2024

Page: 1

1 Checking Account

Date	Balance Forward	1,334,428.24
03/26/2024		87.16
03/27/2024		345.86
03/28/2024		1,385.58
03/29/2024		3,571.28
03/30/2024		850.65
03/31/2024		517.46
04/01/2024		6,944.99
04/02/2024		8,569.54
04/03/2024		4,688.60
04/04/2024		7,114.20
04/05/2024		200,539.48
04/06/2024		679.44
04/07/2024		612.75
04/08/2024		12,204.76
04/09/2024		2,384,913.50
04/10/2024		5,224.60
04/11/2024		2,647.14
04/12/2024		120,185.00
04/13/2024		66.00
04/14/2024		332.53
04/15/2024		7,292.38
04/16/2024		6,012.50
04/17/2024		15,367.34
04/18/2024		26,857.49
04/19/2024		198,040.06
04/20/2024		8,676.14
04/21/2024		9,293.09
04/22/2024		22,548.07
04/23/2024		99,196.04
04/24/2024		2,351.25
04/25/2024		3,245.76
04/26/2024		18,652.41
04/27/2024		125.75
04/28/2024		266.77
04/30/2024		67,739.68
	Total Credits:	3,247,145.25

Year	Trans#	Date	Type	Chk#	Vendor	
2023	4356	12/20/2023	Payroll	40830	Jacqueline A Bruce	92.35
2023	4373	12/20/2023	Payroll	40834	Joel M Morse	221.64
2024	565	02/21/2024	Claims	41029	Bill Hunsaker	13.00
2024	788	03/06/2024	Claims	41135	Zaya LLC	55.00
2024	903	03/20/2024	Claims	41140	Ace Hardware	301.98
2024	910	03/20/2024	Claims	41147	CenturyLink	1,131.76
2024	913	03/20/2024	Claims	41150	Facet	16,288.17
2024	915	03/20/2024	Claims	41152	Michael and Rosielynn Fox	118.60
2024	916	03/20/2024	Claims	41153	Gower Law Office	150.00
2024	922	03/20/2024	Claims	41159	Steven & Jolene Moe	43.68
2024	924	03/20/2024	Claims	41161	Office Depot	161.76
2024	928	03/20/2024	Claims	41165	Propio LS LLC	4.14
2024	929	03/20/2024	Claims	41166	Republic Services #487	312.42
2024	1067	04/03/2024	Claims	41179	Alpine Veterinary Inc	141.80
2024	1068	04/03/2024	Claims	41180	America's Phone Guys	748.33
2024	1069	04/03/2024	Claims	41181	ArchiveSocial, Inc.	4,506.29
2024	1070	04/03/2024	Claims	41182	BSK Associates	186.00
2024	1071	04/03/2024	Claims	41183	C.M. & W.O. Sheppard Inc	144.80

BANK RECONCILIATION

City Of White Salmon

Time: 11:30:08 Date: 07/08/2024

04/01/2024 To: 04/30/2024

Page: 2

Year	Trans#	Date	Type	Chk#	Vendor	
2024	1072	04/03/2024	Claims	41184	Charter Communications	279.96
2024	1073	04/03/2024	Claims	41185	Coburn Electric, Inc.	31,165.88
2024	1074	04/03/2024	Claims	41186	Columbia Gorge News, LLC	85.00
2024	1075	04/03/2024	Claims	41187	Databar	1,566.32
2024	1076	04/03/2024	Claims	41188	Department of Natural Resources	1,266.30
2024	1077	04/03/2024	Claims	41189	Extreme Products	1,130.00
2024	1078	04/03/2024	Claims	41190	H.D. Fowler Company	845.09
2024	1079	04/03/2024	Claims	41191	Jaques Sharp	820.00
2024	1080	04/03/2024	Claims	41192	Ned Kindler	164.90
2024	1081	04/03/2024	Claims	41193	Klickitat County Commissioner-Judicial	7,539.26
2024	1082	04/03/2024	Claims	41194	Les Schwab Tire Center	3,163.76
2024	1083	04/03/2024	Claims	41195	Masonic Lodge # 163	529.00
2024	1084	04/03/2024	Claims	41196	Mosier WiNet	400.00
2024	1085	04/03/2024	Claims	41197	NAPA Auto Parts dba Gorge Auto Parts	364.89
2024	1086	04/03/2024	Claims	41198	NW Natural	447.02
2024	1087	04/03/2024	Claims	41199	One Tree Hill LLC	4,012.50
2024	1088	04/03/2024	Claims	41200	Onsite Supply House LLC	5.44
2024	1089	04/03/2024	Claims	41201	PUD No 1 Of Klickitat County	6,416.35
2024	1090	04/03/2024	Claims	41202	Pacer Propane LLC	2,234.07
2024	1091	04/03/2024	Claims	41203	Pitney Bowes Purchase Power	4.80
2024	1092	04/03/2024	Claims	41204	Stephanie Marie Porter	159.82
2024	1093	04/03/2024	Claims	41205	Power Systems West	270.02
2024	1094	04/03/2024	Claims	41206	Quill	137.71
2024	1095	04/03/2024	Claims	41207	Radcomp Technologies	7,142.72
2024	1097	04/03/2024	Claims	41209	Slateco, LLC	116,284.79
2024	1098	04/03/2024	Claims	41210	Larry Spencer	174.70
2024	1099	04/03/2024	Claims	41211	Structura Naturals Inc	1,450.30
2024	1100	04/03/2024	Claims	41212	TransUnion Risk & Alternative	80.71
2024	1101	04/03/2024	Claims	41213	Tri Cities Restoration LLC	865.48
2024	1102	04/03/2024	Claims	41214	US Bank	9,604.19
2024	1103	04/03/2024	Claims	41215	White Salmon, City Of	2,549.09
2024	1104	04/03/2024	Claims	41216	Wilcox & Flegel	1,854.43
2024	1116	04/04/2024	Claims	41217	Bingen, City Of	32,647.71
2024	1117	04/04/2024	Claims	41218	Bingen, City Of	32,664.11
2024	1118	04/04/2024	Claims	41219	Coburn Electric, Inc.	66,788.22
2024	1119	04/04/2024	Claims	41220	White Salmon, City Of	155,384.71
2024	1022	04/05/2024	Payroll		Ryan Hardie Adam	2,117.99
2024	1023	04/05/2024	Payroll		Ethan Adkins	1,558.80
2024	1024	04/05/2024	Payroll		Erika Castro-Guzman	2,127.48
2024	1025	04/05/2024	Payroll		Garique W Clifford	3,137.91
2024	1026	04/05/2024	Payroll		Jeffrey Cooper	2,519.66
2024	1027	04/05/2024	Payroll		Andrew Dirks	2,395.30
2024	1029	04/05/2024	Payroll		Lisa L Randall	2,192.25
2024	1030	04/05/2024	Payroll	41175	Benjamin C Giant	151.37
2024	1031	04/05/2024	Payroll		Suzanne F Gilmer	91.77
2024	1032	04/05/2024	Payroll		Jason L Hartmann	151.37
2024	1033	04/05/2024	Payroll		Michael L Hepner	3,735.48
2024	1034	04/05/2024	Payroll		William F Hunsaker	1,091.58
2024	1035	04/05/2024	Payroll		Cynthia D Jewell	1,853.31
2024	1036	04/05/2024	Payroll		Marla A Keethler	1,713.86
2024	1037	04/05/2024	Payroll		Jason Kinley	2,375.62
2024	1038	04/05/2024	Payroll		Ross E Lambert	1,940.83
2024	1039	04/05/2024	Payroll		Joshua Lewis	3,080.91
2024	1040	04/05/2024	Payroll		David S Lindley	205.51
2024	1041	04/05/2024	Payroll		Stephanie M Porter	2,748.50
2024	1042	04/05/2024	Payroll		Frank Randall	2,798.14
2024	1043	04/05/2024	Payroll		James A Ransier	151.37
2024	1044	04/05/2024	Payroll		Troy A Rayburn	3,592.08
2024	1045	04/05/2024	Payroll		Troy Rosenburg	1,816.57

BANK RECONCILIATION

City Of White Salmon

Time: 11:30:08 Date: 07/08/2024

04/01/2024 To: 04/30/2024

Page: 3

Year	Trans#	Date	Type	Chk#	Vendor	
2024	1046	04/05/2024	Payroll		William M Sauter	3,095.72
2024	1047	04/05/2024	Payroll	41176	Jess W Wardwell	91.77
2024	1048	04/05/2024	Payroll		AFLAC	74.80
2024	1049	04/05/2024	Payroll		Association Of WA Cities	32,956.42
2024	1050	04/05/2024	Payroll		Internal Revenue Service	16,879.48
2024	1051	04/05/2024	Payroll		LifeSecure Insurance Company	119.25
2024	1052	04/05/2024	Payroll		Oregon Department of Revenue	275.00
2024	1053	04/05/2024	Payroll		Standard Insurance	373.35
2024	1054	04/05/2024	Payroll		WA State Dept Retirement Systems	225.00
2024	1055	04/05/2024	Payroll		WA State Dept Retirement Systems	9,306.01
2024	1056	04/05/2024	Payroll	41177	WSCCCE	806.01
2024	1057	04/05/2024	Payroll		LifeSecure Insurance Company	1,221.60
2024	1058	04/05/2024	Payroll		LifeSecure Insurance Company	410.79
2024	2290	04/05/2024	Claims		Xpress Bill Pay	918.22
2024	1160	04/10/2024	Claims	41221	Humboldt County Sheriff	50.00
2024	1522	04/10/2024	Claims		Chase Paymentech	2,043.99
2024	1550	04/10/2024	Claims		USDA Rural Development	7,920.00
2024	2366	04/10/2024	Claims		Cashmere Valley Bank	2,367,090.44
2024	2367	04/10/2024	Ser Chge		1st Security Bank of Washington	30.00
2024	1223	04/17/2024	Claims	41223	Ace Hardware	437.40
2024	1224	04/17/2024	Claims	41224	Aramark Uniform Services	136.70
2024	1225	04/17/2024	Claims	41225	ArchiveSocial, LLC	4,506.29
2024	1226	04/17/2024	Claims	41226	Brenntag Pacific, Inc	597.60
2024	1227	04/17/2024	Claims	41227	Cameron McCarthy Landscape Architecture	9,505.00
2024	1228	04/17/2024	Claims	41228	Coburn Electric, Inc.	224.35
2024	1230	04/17/2024	Claims	41230	Facet	1,242.50
2024	1231	04/17/2024	Claims	41231	DataPro Solutions, Inc	135.58
2024	1232	04/17/2024	Claims	41232	Databar	1,562.25
2024	1233	04/17/2024	Claims	41233	Hood River County	6,110.95
2024	1234	04/17/2024	Claims	41234	Hunsaker Oil	684.11
2024	1235	04/17/2024	Claims	41235	Klickitat County Auditor	305.50
2024	1236	04/17/2024	Claims	41236	Klickitat County Health Dept	140.00
2024	1237	04/17/2024	Claims	41237	Klickitat Valley Health	3,216.00
2024	1239	04/17/2024	Claims	41239	O'Reilly Auto Parts	53.79
2024	1240	04/17/2024	Claims	41240	Office Depot	140.77
2024	1241	04/17/2024	Claims	41241	One Call Concepts Inc	43.29
2024	1242	04/17/2024	Claims	41242	Onsite Supply House LLC	78.61
2024	1243	04/17/2024	Claims	41243	Owen Equipment Company	1,906.90
2024	1245	04/17/2024	Claims	41245	Pitney Bowes Global Financial LLC	192.72
2024	1246	04/17/2024	Claims	41246	Premier Rubber & Co	242.28
2024	1247	04/17/2024	Claims	41247	Public Safety Testing	142.00
2024	1248	04/17/2024	Claims	41248	Quill	49.49
2024	1249	04/17/2024	Claims	41249	Radcomp Technologies	908.14
2024	1250	04/17/2024	Claims	41250	Republic Services #487	312.42
2024	1251	04/17/2024	Claims	41251	Same Day Stage	100.00
2024	1253	04/17/2024	Claims	41253	Setina Manufacturing Co. Inc	200.94
2024	1254	04/17/2024	Claims	41254	Shred-it USA LLC	495.42
2024	1255	04/17/2024	Claims	41255	Summit Embroidery Works	380.12
2024	1257	04/17/2024	Claims	41257	Uline	654.79
2024	1258	04/17/2024	Claims	41258	Verizon Wireless	1,118.23
2024	1259	04/17/2024	Claims	41259	WA State Dept Retirement Systems	25.00
2024	1260	04/17/2024	Claims	41260	Walter E. Nelson Co.	427.95
2024	1261	04/17/2024	Claims	41261	Wilcox & Flegel	1,558.54
2024	1262	04/17/2024	Claims	41262	Xerox Financial Services, LLC	773.65
2024	2296	04/18/2024	Ser Chge		1st Security Bank of Washington	30.00
2024	1199	04/19/2024	Payroll		Ryan Hardie Adam	2,415.13
2024	1200	04/19/2024	Payroll		Ethan Adkins	1,752.30
2024	1201	04/19/2024	Payroll		Erika Castro-Guzman	2,274.56
2024	1202	04/19/2024	Payroll		Garique W Clifford	3,869.82

BANK RECONCILIATION

City Of White Salmon

Time: 11:30:08 Date: 07/08/2024

04/01/2024 To: 04/30/2024

Page: 4

Year	Trans#	Date	Type	Chk#	Vendor	
2024	1203	04/19/2024	Payroll		Jeffrey Cooper	2,372.79
2024	1204	04/19/2024	Payroll		Andrew Dirks	2,394.62
2024	1205	04/19/2024	Payroll		Lisa L Randall	2,378.80
2024	1206	04/19/2024	Payroll		Michael L Hepner	3,736.71
2024	1207	04/19/2024	Payroll		Cynthia D Jewell	2,074.89
2024	1208	04/19/2024	Payroll		Jason Kinley	1,883.37
2024	1209	04/19/2024	Payroll		Ross E Lambert	2,801.86
2024	1210	04/19/2024	Payroll		Joshua Lewis	2,450.18
2024	1211	04/19/2024	Payroll	41222	Jenne Patterson	866.25
2024	1212	04/19/2024	Payroll		Stephanie M Porter	2,743.14
2024	1213	04/19/2024	Payroll		Frank Randall	3,524.39
2024	1214	04/19/2024	Payroll		Troy A Rayburn	3,593.96
2024	1215	04/19/2024	Payroll		Troy Rosenburg	1,934.48
2024	1216	04/19/2024	Payroll		William M Sauter	3,607.21
2024	1219	04/19/2024	Payroll		Oregon Department of Revenue	275.00
2024	1220	04/19/2024	Payroll		WA State Dept Retirement Systems	225.00
2024	1221	04/19/2024	Payroll		WA State Dept Retirement Systems	9,895.75
2024	1467	04/19/2024	Payroll		Internal Revenue Service	17,579.14
2024	1504	04/21/2024	Claims		Starlink	120.00
2024	1305	04/23/2024	Claims		WA State Dept Revenue/Excise	11,524.39
Total Debits:						3,127,489.50
Reconciled Bank Balance:						1,454,083.99
2024	1333	04/25/2024	Util Pay	62713	Xpress Bill Pay	127.67
2024	1351	04/26/2024	Util Pay	62731	Xpress Bill Pay	91.39
2024	1354	04/29/2024	Util Pay	62734	Batch Customer	1,673.68
2024	1355	04/29/2024	Tr Rec	62735	MCI Communications Services, Inc.	3.75
2024	1356	04/29/2024	Tr Rec	62736	NexVortex Inc.	0.24
2024	1357	04/29/2024	Tr Rec	62737	Harrison, Randy and Lisa	10.00
2024	1358	04/29/2024	Tr Rec	62738	Tucker, Amanda	10.00
2024	1359	04/29/2024	Util Pay	62739	Xpress Bill Pay	243.04
2024	1360	04/29/2024	Util Pay	62740	Xpress Bill Pay	80.00
2024	1361	04/29/2024	Util Pay	62741	Xpress Bill Pay	245.37
2024	1362	04/30/2024	Util Pay	62742	Batch Customer	152.57
2024	1363	04/30/2024	Tr Rec	62743	Crawford, Cecil	20.00
2024	1364	04/30/2024	Tr Rec	62744	Banish, Nolan	10.00
2024	1370	04/30/2024	Tr Rec	62745	Perala, Gregory and Melissa	50.00
2024	1371	04/30/2024	Util Pay	62746	Xpress Bill Pay	3,403.43
2024	1372	04/30/2024	Util Pay	62747	Xpress Bill Pay	1,505.33
2024	1373	04/30/2024	Util Pay	62748	Xpress Bill Pay	63.34
2024	1374	04/30/2024	Util Pay	62749	Xpress Bill Pay	461.27
2024	1537	02/20/2024	Tr Rec	62831	NW Natural	53,201.53
2024	2064	02/19/2024	Tr Rec	63121	Funderburg, Dawn	107.44
2024	2209	04/26/2024	Tr Rec	63224	Permitting Customer	5,359.16
2024	2210	04/28/2024	Tr Rec	63225	Permitting Customer	32.50
2024	2211	04/30/2024	Tr Rec	63226	Permitting Customer	63.50
2024	2212	04/30/2024	Tr Rec	63227	Permitting Customer	62.00
2024	2213	04/30/2024	Tr Rec	63228	Permitting Customer	255.00
2024	2295	04/25/2024	Tr Rec	63261	Permitting Customer	-50.00
Outstanding Credits:						-67,182.21
2016	1220	03/16/2016	Claims	31118	Huard C/O Brad Huard, Cecelia Joan	6.20
2017	8301	11/01/2017	Claims	33126	Hill, David & Angela	87.43
2018	768	02/07/2018	Claims	33497	Wuollet, Renee	11.38
2018	1201	03/07/2018	Claims	33577	Parker, Chris	3.17
2018	3179	06/20/2018	Claims	33915	Pretorius, Lourens and Monette	16.96
2018	7272	09/05/2018	Payroll	34156	Vargas, Savannah	49.10
2018	7524	09/20/2018	Payroll	34222	Vargas, Savannah	20.68
2018	8618	12/05/2018	Payroll	34449	Heredia, Angelina	27.70
2019	2627	06/05/2019	Claims	35066	Stiffler, Christopher	168.00

BANK RECONCILIATION

City Of White Salmon

Time: 11:30:08 Date: 07/08/2024

04/01/2024 To: 04/30/2024

Page: 5

2019	3568	08/07/2019	Claims	35245	Long, Mark	179.21
2020	1811	05/06/2020	Claims	36098	Lisa Doslu, Trustee, James B Roberson Trust	10.38
2021	218	01/20/2021	Claims	36799	Hood, Thomas	4.71
2021	228	01/20/2021	Claims	36809	Schwab, Jennifer	49.19
2021	232	01/20/2021	Claims	36813	Zallen, Garret	0.05
2021	1733	05/19/2021	Claims	37101	Kyte, Nora B.	3.34
2021	3458	10/06/2021	Claims	37455	Ernie's Locks & Keys LLC	325.00
2021	4396	12/20/2021	Payroll	37678	Stiffler, Christopher	27.70
2023	57	01/04/2023	Claims	38767	Springbrook Holding Company LLC	
2023	2372	07/05/2023	Claims	40335	Albertson, Holly	150.00
2023	2903	08/16/2023	Claims	40451	Adam, Ryan Hardie	24.71
2023	3321	09/20/2023	Claims	40566	Blake, Jonathan and Martha	144.81
2023	3325	09/20/2023	Claims	40570	Carrier, David	5.24
2023	3335	09/20/2023	Claims	40580	Griebbling, John	5.89
2023	3341	09/20/2023	Claims	40586	Lois Camp Estate	24.28
2023	3343	09/20/2023	Claims	40588	Morrissey and Masa Bauer, Ryan	9.07
2023	3360	09/20/2023	Claims	40605	Wright, Peter	18.26
2023	4383	12/20/2023	Payroll	40838	Swann, David S	480.22
2024	195	01/19/2024	Claims	40946	Zaya LLC	321.20
2024	776	03/06/2024	Claims	41123	Reynier, Ron Atty At Law	1,400.00
2024	904	03/20/2024	Claims	41141	Ackerman and Sharon Jackson, George	23.66
2024	930	03/20/2024	Claims	41167	Sears, Sherry	60.71
2024	1028	04/05/2024	Payroll	41174	Fink, Patricia F	205.51
2024	1066	04/03/2024	Claims	41178	Adam, Ryan Hardie	12.31
2024	1096	04/03/2024	Claims	41208	Reynier, Ron Atty At Law	1,400.00
2024	1229	04/17/2024	Claims	41229	Columbia Gorge News, LLC	170.00
2024	1238	04/17/2024	Claims	41238	Knapp, O'Dell & Macpherson PLLC	10,337.50
2024	1244	04/17/2024	Claims	41244	Pacer Propane LLC	10.75
2024	1252	04/17/2024	Claims	41252	Schuknecht's Polygraph Service	200.00
2024	1256	04/17/2024	Claims	41256	Swanson, Karl	36.30
2024	1263	04/17/2024	Claims	41263	Zaya LLC	692.00
2024	1306	04/23/2024	Claims	41264	CenturyLink	1,129.64
2024	1307	04/23/2024	Claims	41265	Klickitat County Fire Dist. #3	2,872.16
2024	1308	04/23/2024	Claims	41266	US Bank	11,324.93
2024	1365	04/30/2024	Payroll		Department Of Labor & Industries	10,108.25
2024	1366	04/30/2024	Payroll		Employment Security Department	797.88
2024	1367	04/30/2024	Payroll		Employment Security Dept- PFMLA/WA LTC	2,357.51
2024	1368	04/30/2024	Payroll		Employment Security Dept- PFMLA/WA LTC	1,764.89
2024	1369	04/30/2024	Payroll		Oregon Dept. of Revenue - Transit Tax	23.81

Outstanding Debits: 47,101.69

Reconciled Book Balance: 1,474,164.51

BANK RECONCILIATION

City Of White Salmon

Time: 11:31:10 Date: 07/08/2024

04/01/2024 To: 04/30/2024

Page: 1

3 Petty Cash

Date	Balance Forward	25.00
------	-----------------	-------

Total Credits:	0.00
----------------	------

Year	Trans#	Date	Type	Chk#	Vendor
------	--------	------	------	------	--------

Total Debits:	0.00
---------------	------

Reconciled Bank Balance:	25.00
--------------------------	-------

Outstanding Credits:	
----------------------	--

Outstanding Debits:	
---------------------	--

Reconciled Book Balance:	25.00
---------------------------------	--------------

BANK RECONCILIATION

City Of White Salmon

Time: 11:31:20 Date: 07/08/2024

04/01/2024 To: 04/30/2024

Page: 1

4 Cash Drawer 1

Date	Balance Forward	150.00
------	-----------------	--------

Total Credits:	0.00
----------------	------

Year	Trans#	Date	Type	Chk#	Vendor
------	--------	------	------	------	--------

Total Debits:	0.00
---------------	------

Reconciled Bank Balance:	150.00
--------------------------	--------

Outstanding Credits:	
----------------------	--

Outstanding Debits:	
---------------------	--

Reconciled Book Balance:	150.00
---------------------------------	---------------

BANK RECONCILIATION

City Of White Salmon

Time: 11:31:29 Date: 07/08/2024

04/01/2024 To: 04/30/2024

Page: 1

5 Cash Drawer 2

Date Balance Forward 150.00

Total Credits: 0.00

Year Trans# Date Type Chk# Vendor

Total Debits: 0.00

Reconciled Bank Balance: 150.00

Outstanding Credits:

Outstanding Debits:

Reconciled Book Balance: 150.00

INTERFUND TRANSFER REGISTER

City Of White Salmon

Time: 11:40:08 Date: 07/08/2024

04/01/2024 To: 04/30/2024

Page: 1

Trans	Date	From	To	Memo
2287	04/30/2024	597 22 00 02 110	Fire Reserve-Transfer	721.25
		597 34 00 03 401	Water-Transfer To Wate	16,240.17
		597 34 04 08 401	Water-Transfer To Wate	16,666.67
		597 34 04 15 401	Water-Transfer To Wate	1,624.08
		597 34 04 18 401	Water-Transfer To WSLA	10,416.67
		597 34 40 80 001	Community Development-	3,958.33
		597 35 00 01 402	WW-Transfer To WW Rese	3,333.33
		597 35 00 06 409	WW Res-Transfer To Tre	6,000.00
		597 76 00 03 001	CE-Transfer to New Poo	2,916.67
		397 22 00 02 001	CE-Interfund Trans fro	721.25
		397 34 00 31 408	W Res-Transfer from AR	3,958.33
		397 34 04 08 408	W Res-Transfer From Wa	16,666.67
		397 34 04 15 415	Water Bd Res-Transfer	1,624.08
		397 34 04 18 418	WSLAR-Transfer From Wa	10,416.67
		397 34 72 03 413	Water Bd Red-Transfer	16,240.17
		397 35 00 05 417	Treatment Plant Res-WW	6,000.00
		397 35 04 09 409	WW Res-Transfer From W	3,333.33
		397 76 00 30 307	New Pool-WS Contributi	2,916.67
<hr/>				
		1	Current Expense	6,875.00
		110	Fire Reserve Fund	721.25
		307	New Pool Construction Fund	0.00
		401	Water Fund	44,947.59
		402	Wastewater Collection Fund	3,333.33
		408	Water Reserve Fund	0.00
		409	Wastewater Reserve Fund	6,000.00
		413	Water Bond Redemption Fund	0.00
		415	Water Bond Reserve Fund	0.00
		417	Treatment Plant Reserve Fund	0.00
		418	Water Short Lived Asset Reserv	0.00
				61,877.17
				61,877.17