

City of White Salmon
February 2024
Budget Report

TREASURER'S REPORT
Fund Totals

City Of White Salmon

02/01/2024 To: 02/29/2024

Time: 09:09:29 Date: 06/26/2024

Page: 1

Fund	Previous Balance	Revenue	Expenditures	Ending Balance	Claims Clearing	Payroll Clearing	Outstanding Deposits	Adjusted Ending Balance
001 Current Expense	715,430.45	133,792.04	197,323.92	651,898.57	11,905.85	2,207.53	-53,537.10	612,474.85
101 Street Fund	-344,788.11	3,427.26	35,889.36	-377,250.21	1,865.11	0.00	0.00	-375,385.10
107 Pool Fund	0.00	0.00		0.00	0.00	77.69	0.00	77.69
108 Municipal Capital Imp Fund	551,138.98	11,382.25		562,521.23	0.00	0.00	0.00	562,521.23
110 Fire Reserve Fund	383,306.49	681.25	721.25	383,266.49	0.00	0.00	0.00	383,266.49
112 General Fund Reserve	364,847.85	1,572.74		366,420.59	0.00	0.00	0.00	366,420.59
121 Police Vehicle Reserve Fund	218,176.94	921.93		219,098.87	0.00	0.00	0.00	219,098.87
302 Transportation Improvement Fund	31,866.98	6,100.59		37,967.57	0.00	0.00	0.00	37,967.57
303 Hotel/Motel Taxes	166,989.92	4,840.65		171,830.57	0.00	0.00	0.00	171,830.57
307 New Pool Construction Fund	41,006.31	3,017.66		44,023.97	0.00	0.00	0.00	44,023.97
401 Water Fund	709,378.41	177,595.75	134,452.35	752,521.81	4,636.27	0.00	-3,329.36	753,828.72
402 Wastewater Collection Fund	255,054.01	98,883.49	58,950.44	294,987.06	1,986.27	0.00	-1,835.25	295,138.08
408 Water Reserve Fund	438,696.28	21,959.09	9,805.00	450,850.37	0.00	0.00	0.00	450,850.37
409 Wastewater Reserve Fund	682,430.49	5,998.42	2,161.17	686,267.74	0.00	0.00	0.00	686,267.74
412 Water Rights Acquisition Fund	453,693.00	15,127.91		468,820.91	-4.05	0.00	-285.61	468,531.25
413 Water Bond Redemption Fund	77,314.59	16,536.92	7,920.00	85,931.51	0.00	0.00	0.00	85,931.51
414 Wastewater Bond Redemption Fund	11,525.27	0.00		11,525.27	0.00	0.00	0.00	11,525.27
415 Water Bond Reserve Fund	129,463.88	2,147.30		131,611.18	0.00	0.00	0.00	131,611.18
416 Wastewater Bond Reserve Fund	80,182.92	345.67		80,528.59	0.00	0.00	0.00	80,528.59
417 Treatment Plant Reserve Fund	389,872.21	1,661.33		391,533.54	0.00	0.00	0.00	391,533.54
418 Water Short Lived Asset Reserve Fund	328,653.19	11,746.17	8,215.90	332,183.46	0.00	0.00	0.00	332,183.46
419 Water Construction Fund	0.00	0.00	8,110.00	-8,110.00	0.00	0.00	0.00	-8,110.00
420 USDA Rural Development - Jewett Water Main Improvements	2,760.64	0.00	2,245.00	515.64	0.00	0.00	0.00	515.64
601 Remittances	13.87	596.11		609.98	0.00	0.00	0.00	609.98
	5,687,014.57	518,334.53	465,794.39	5,739,554.71	20,389.45	2,285.22	-58,987.32	5,703,242.06

TREASURER'S REPORT

Account Totals

City Of White Salmon

02/01/2024 To: 02/29/2024

Time: 09:09:29 Date: 06/26/2024

Page: 2

Cash Accounts		Beg Balance	Deposits	Withdrawals	Ending	Outstanding Rec	Outstanding Exp	Adj Balance
1	Checking Account	775,915.37	441,486.80	410,067.22	807,334.95	-58,987.32	22,674.67	771,022.30
3	Petty Cash	25.00	0.00	0.00	25.00	0.00	0.00	25.00
4	Cash Drawer 1	150.00	0.00	0.00	150.00	0.00	0.00	150.00
5	Cash Drawer 2	150.00	0.00	0.00	150.00	0.00	0.00	150.00
Total Cash:		776,240.37	441,486.80	410,067.22	807,659.95	-58,987.32	22,674.67	771,347.30
Investment Accounts		Beg Balance	Deposits	Withdrawals	Ending	Outstanding Rec	Outstanding Exp	Adj Balance
2	State Pool	4,910,774.20	21,120.56	0.00	4,931,894.76	0.00	0.00	4,931,894.76
Total Investments:		4,910,774.20	21,120.56	0.00	4,931,894.76	0.00	0.00	4,931,894.76
		5,687,014.57	462,607.36	410,067.22	5,739,554.71	-58,987.32	22,674.67	5,703,242.06

TREASURER'S REPORT
Fund Investments By Account

City Of White Salmon

02/01/2024 To: 02/29/2024

Time: 09:09:29 Date: 06/26/2024

Page: 3

Fund Totals:	Previous Balance	Purchases	Interest	Total Investments	Liquidated	Ending Balance
001 000 Current Expense	614,088.08		2,647.32	2,647.32		616,735.40
108 000 Municipal Capital Imp Fund	464,912.97		2,004.23	2,004.23		466,917.20
110 000 Fire Reserve Fund	158,027.07		681.25	681.25		158,708.32
112 000 General Govt Reserve Fund	364,822.68		1,572.74	1,572.74		366,395.42
121 000 Police Vehicle Reserve Fund	213,855.38		921.93	921.93		214,777.31
303 000 Hotel/Motel Taxes	165,236.71		712.33	712.33		165,949.04
307 000 New Pool Construction Fund	23,425.68		100.99	100.99		23,526.67
401 000 Water Fund	415,680.03		1,791.99	1,791.99		417,472.02
402 000 Wastewater Collection Fund	216,980.68		935.40	935.40		217,916.08
408 000 Water Reserve Fund	309,464.47		1,334.09	1,334.09		310,798.56
409 000 Wastewater Reserve Fund	618,209.87		2,665.09	2,665.09		620,874.96
412 000 Water Rights Acquisition Fund	370,386.04		1,596.73	1,596.73		371,982.77
413 000 Water Bond Redemption Fund	68,836.18		296.75	296.75		69,132.93
415 000 Water Bond Reserve Fund	121,369.80		523.22	523.22		121,893.02
416 000 Wastewater Bond Reserve Fund	80,182.49		345.67	345.67		80,528.16
417 000 Treatment Plant Reserve Fund	385,372.21		1,661.33	1,661.33		387,033.54
418 000 Water Short Lived Asset Reserve Fund	308,399.33		1,329.50	1,329.50		309,728.83
2 - State Pool	<u>4,899,249.67</u>	<u>0.00</u>	<u>21,120.56</u>	<u>21,120.56</u>		<u>4,920,370.23</u>
	<u>4,899,249.67</u>	<u>0.00</u>	<u>21,120.56</u>	<u>21,120.56</u>		<u>4,920,370.23</u>

TREASURER'S REPORT
Fund Investment Totals

City Of White Salmon

02/01/2024 To: 02/29/2024

Time: 09:09:29 Date: 06/26/2024

Page: 4

Fund Totals:	Previous Balance	Purchases	Interest	Ttl Investments	Liquidated	Investment Bal	Available Cash
001 Current Expense	614,088.08		2,647.32	2,647.32		616,735.40	35,163.17
101 Street Fund						0.00	-377,250.21
108 Municipal Capital Imp Fund	464,912.97		2,004.23	2,004.23		466,917.20	95,604.03
110 Fire Reserve Fund	158,027.07		681.25	681.25		158,708.32	224,558.17
112 General Fund Reserve	364,822.68		1,572.74	1,572.74		366,395.42	25.17
121 Police Vehicle Reserve Fund	213,855.38		921.93	921.93		214,777.31	4,321.56
302 Transportation Improvement Fund						0.00	37,967.57
303 Hotel/Motel Taxes	165,236.71		712.33	712.33		165,949.04	5,881.53
307 New Pool Construction Fund	23,425.68		100.99	100.99		23,526.67	20,497.30
401 Water Fund	415,680.03		1,791.99	1,791.99		417,472.02	335,049.79
402 Wastewater Collection Fund	216,980.68		935.40	935.40		217,916.08	77,070.98
408 Water Reserve Fund	309,464.47		1,334.09	1,334.09		310,798.56	140,051.81
409 Wastewater Reserve Fund	618,209.87		2,665.09	2,665.09		620,874.96	65,392.78
412 Water Rights Acquisition Fund	370,386.04		1,596.73	1,596.73		371,982.77	96,838.14
413 Water Bond Redemption Fund	68,836.18		296.75	296.75		69,132.93	16,798.58
414 Wastewater Bond Redemption Fund						0.00	11,525.27
415 Water Bond Reserve Fund	121,369.80		523.22	523.22		121,893.02	9,718.16
416 Wastewater Bond Reserve Fund	80,182.49		345.67	345.67		80,528.16	0.43
417 Treatment Plant Reserve Fund	385,372.21		1,661.33	1,661.33		387,033.54	4,500.00
418 Water Short Lived Asset Reserve Fund	308,399.33		1,329.50	1,329.50		309,728.83	22,454.63
419 Water Construction Fund						0.00	-8,110.00
420 USDA Rural Development - Jewett Water Main Improve						0.00	515.64
601 Remittances						0.00	609.98
	4,899,249.67		21,120.56	21,120.56		4,920,370.23	819,184.48

Ending fund balance (Page 1) - Investment balance = Available cash.

5,739,554.71

TREASURER'S REPORT

Outstanding Vouchers

City Of White Salmon

02/01/2024 To: 02/29/2024

As Of: 02/29/2024 Date: 06/26/2024

Time: 09:09:29 Page: 5

Year	Trans#	Date	Type	Acct#	War#	Vendor	Amount	Memo
2024	2064	02/19/2024	Tr Rec	1		Funderburg, Dawn	107.44	Payment to General Fund, meant to be to a Permit P
2024	1537	02/20/2024	Tr Rec	1		NW Natural	53,201.53	2023 Utility Tax
2024	632	02/26/2024	Util Pay	1		Xpress Bill Pay	346.61	Xpress Import - OnlineResources - 02-26-2024__daily
2024	633	02/26/2024	Util Pay	1		Xpress Bill Pay	500.00	Xpress Import - CheckFree - 02-26-2024__daily_batch
2024	641	02/27/2024	Util Pay	1		Xpress Bill Pay	186.27	Xpress Import - EFT - 02-27-2024__daily_batch.csv
2024	642	02/27/2024	Util Pay	1		Xpress Bill Pay	120.11	Xpress Import - Metavante - 02-27-2024__daily_batch
2024	643	02/27/2024	Util Pay	1		Xpress Bill Pay	279.14	Xpress Import - iPay - 02-27-2024__daily_batch.csv
2024	644	02/27/2024	Util Pay	1		Xpress Bill Pay	135.35	Xpress Import - CheckFree - 02-27-2024__daily_batch
2024	646	02/28/2024	Tr Rec	1		John Doe Citizen, Fingerprints/Notary/Recyl	200.00	Peak Environmental LLC - Fire Hydrant Deposit
2024	659	02/28/2024	Util Pay	1		Xpress Bill Pay	704.45	Xpress Import - CC - 02-28-2024__daily_batch.csv
2024	660	02/28/2024	Util Pay	1		Xpress Bill Pay	410.37	Xpress Import - EFT - 02-28-2024__daily_batch.csv
2024	2100	02/28/2024	Tr Rec	1		Delaere, Stephen	178.13	Utility Payment made to the permitting account-no i
2024	661	02/29/2024	Util Pay	1		Batch Customer	473.84	
2024	662	02/29/2024	Tr Rec	1		John Doe Citizen, Fingerprints/Notary/Recyl	25.00	Finger Printing
2024	663	02/29/2024	Tr Rec	1		Schenk, Steve and Jeri	25.00	
2024	664	02/29/2024	Util Pay	1		Xpress Bill Pay	1,302.74	Xpress Import - CC - 02-29-2024__daily_batch.csv
2024	665	02/29/2024	Util Pay	1		Xpress Bill Pay	597.34	Xpress Import - EFT - 02-29-2024__daily_batch.csv
2024	666	02/29/2024	Util Pay	1		Xpress Bill Pay	80.00	Xpress Import - Metavante - 02-29-2024__daily_batch
2024	667	02/29/2024	Util Pay	1		Xpress Bill Pay	114.00	Xpress Import - CheckFree - 02-29-2024__daily_batch
Receipts Outstanding:							58,987.32	
2023	4566	01/10/2023	Claims	1	EFT	Chase Paymentech	0.00	Moved to 2024
2016	1220	03/16/2016	Claims	1	31118	Cecelia Joan Huard C/O Brad Huard	6.20	Refund inactive customer credit balance
2017	8301	11/01/2017	Claims	1	33126	David & Angela Hill	87.43	041725.1 - 393 NECHERRY ST
2018	768	02/07/2018	Claims	1	33497	Renee Wuollet	11.38	020675.0 - 560 NECENTER PL
2018	1201	03/07/2018	Claims	1	33577	Chris Parker	3.17	040127.2 - 705 NECHURCH PLACE # E
2018	3179	06/20/2018	Claims	1	33915	Lourens and Monette Pretorius	16.96	053189.0 - 17 ANNIE LANE
2018	7272	09/05/2018	Payroll	1	34156	Savannah Vargas	49.10	Aug Payroll #2
2018	7524	09/20/2018	Payroll	1	34222	Savannah Vargas	20.68	Sept Payroll #1
2018	8618	12/05/2018	Payroll	1	34449	Angelina Heredia	27.70	Nov Payroll #2
2019	2627	06/05/2019	Claims	1	35066	Christopher Stiffler	168.00	Reimburse - Wildland Firefighter Exam Fee
2019	3568	08/07/2019	Claims	1	35245	Mark Long	179.21	071525.2 - 1196 WJEWETT BLVD 1198 - Refund Credit Balance On Utility Acct #4750
2020	1811	05/06/2020	Claims	1	36098	James B Roberson Trust Lisa Doslu, Trustee	10.38	062750.0 - 625 SWWAUBISH ST- Credit Balance Refund
2021	218	01/20/2021	Claims	1	36799	Thomas Hood	4.71	073225.0 - 1180 SWTHORNTON DR - Utility Account 5592 Credit Balance Refund
2021	228	01/20/2021	Claims	1	36809	Jennifer Schwab	49.19	064200.1 - 366 SWEYRIE RD - Utility Account 5929 Credit Balance Refund

TREASURER'S REPORT

Outstanding Vouchers

City Of White Salmon

02/01/2024 To: 02/29/2024

As Of: 02/29/2024 Date: 06/26/2024

Time: 09:09:29 Page: 6

Year	Trans#	Date	Type	Acct#	War#	Vendor	Amount	Memo
2021	232	01/20/2021	Claims	1	36813	Garret Zallen	0.05	022650.3 - 645 NEGRANDVIEW BLVD - Utility Account 1204 Credit Balance Refund
2021	1733	05/19/2021	Claims	1	37101	Nora B. Kyte	3.34	011450.0 - 552 SEOAK ST - Credit Balance Refund
2021	3458	10/06/2021	Claims	1	37455	Ernie's Locks & Keys LLC	325.00	Park - Locksmithing
2021	4396	12/20/2021	Payroll	1	37678	Christopher Stiffler	27.70	Dec Payroll #2
2023	2372	07/05/2023	Claims	1	40335	Holly Albertson	150.00	Park Use Deposit Refund - Chad Hinman - Event date 06.17.23 - Receipt 99742
2023	2903	08/16/2023	Claims	1	40451	Ryan Hardie Adam	24.71	Reissue of check #38665 - PW Meal Tavel and Training
2023	3321	09/20/2023	Claims	1	40566	Jonathan and Martha Blake	144.81	062250.0 - 396 WJEWETT BLVD-Credit Balance Refund
2023	3325	09/20/2023	Claims	1	40570	David Carrier	5.24	074700.0 - 48 LAKEVIEW RD-Credit Balance Refund
2023	3335	09/20/2023	Claims	1	40580	John Griebing	5.89	030800.0 - 350 NWMICHIGAN AVE-Credit Balance Refund
2023	3341	09/20/2023	Claims	1	40586	Lois Camp Estate	24.28	043075.0 - 760 NWMICHIGAN AVE-Credit Balance Refund
2023	3343	09/20/2023	Claims	1	40588	Ryan Morrissey and Masa Bauer	9.07	060670.0 - 108 NWALTA VISTA DR-Credit Balance Refund
2023	3360	09/20/2023	Claims	1	40605	Peter Wright	18.26	041325.0 - 412 NEWISCONSIN ST-Credit Balance Refund
2023	4356	12/20/2023	Payroll	1	40830	Jacqueline A Bruce	92.35	December Payroll #2
2023	4361	12/20/2023	Payroll	1	40831	Hans Peter Fink	803.44	December Payroll #2
2023	4373	12/20/2023	Payroll	1	40834	Joel M Morse	221.64	December Payroll #2
2023	4383	12/20/2023	Payroll	1	40838	David S Swann	480.22	December Payroll #2
2024	20	01/05/2024	Payroll	1	40875	Patricia F Fink	205.51	January Payroll #1
2024	51	01/03/2024	Claims	1	40904	Reynier, Ron Atty At Law	1,400.00	City Prosecuting Agreement - January 2024
2024	186	01/19/2024	Claims	1	40937	Patricia F Fink	304.43	Reissue of expired payroll check #38651 from 12:05.2022 and #38983 from 03.06.2023.
2024	195	01/19/2024	Claims	1	40946	Zaya LLC	321.20	Graphic Design - Consulting & Web Development
2024	335	02/05/2024	Payroll	1	40956	Patricia F Fink	205.51	February Payroll #1
2024	337	02/05/2024	Payroll	1	40957	Benjamin C Giant	151.37	February Payroll #1
2024	420	02/07/2024	Claims	1	40979	Evergreen Rural Water	1,608.20	PW - Dues & Subscriptions - Evergreen Rural Water of Washington Annual Membership Dues
2024	443	02/07/2024	Claims	1	41002	Same Day Stage	100.00	Water Sample Shipping Service - January 2024

TREASURER'S REPORT

Outstanding Vouchers

02/01/2024 To: 02/29/2024

As Of: 02/29/2024 Date: 06/26/2024

Time: 09:09:29 Page: 7

City Of White Salmon

Year	Trans#	Date	Type	Acct#	War#	Vendor	Amount	Memo
2024	554	02/21/2024	Claims	1	41018	CenturyLink	1,051.34	CenturyLink - Breathalyzer - February 2024 ; CenturyLink - Shop Emergency Dialer - February 2024 ; CenturyLink - City Shop Broadband - February 2024 ; CenturyLink- City Hall - February 2024 ; Cen
2024	558	02/21/2024	Claims	1	41022	Evergreen Rural Water	225.00	PW - Travel & Trainnig - Cross Connection Control Specialist Exam Review - Ryan Adam
2024	561	02/21/2024	Claims	1	41025	Granicus	115.13	Planning - Annual Subscriptions - Mobile Permitting & Registration, Compliance Monitoring, Address Verification, Rental Activity Monitoring
2024	565	02/21/2024	Claims	1	41029	Bill Hunsaker	13.00	Refund of employee deduction on 12/20/23 for LifeSecure
2024	566	02/21/2024	Claims	1	41030	Johnson Controls Fire Protection LP	3,575.13	PW/Fire - Contract Services - Wet sprinkler repair
2024	572	02/21/2024	Claims	1	41036	Masonic Lodge # 163	529.00	Parking Lot Lease - February 2024
2024	573	02/21/2024	Claims	1	41037	Office Depot	205.33	Finance - Office Supplies - Ink Stamp; Finance - Office Supplies - Clip Board; Finance - Office Supplies - Paper, Manila folders, Storage boxes; Finance - Office Supplies - Letter pocket
2024	577	02/21/2024	Claims	1	41041	Reynier, Ron Atty At Law	1,400.00	City Prosecuting Agreement - February 2024
2024	579	02/21/2024	Claims	1	41043	Verizon Wireless	1,118.50	Verizon Wireless - February 2024
2024	600	02/22/2024	Claims	1	41048	US Bank	7,175.91	January 2024 Credit Card Statement
							22,674.67	

Fund	Claims	Payroll	Total
001 Current Expense	11,905.85	2,207.53	14,113.38
101 Street Fund	1,865.11	0.00	1,865.11
107 Pool Fund	0.00	77.69	77.69
401 Water Fund	4,636.27	0.00	4,636.27
402 Wastewater Collection Fund	1,986.27	0.00	1,986.27
412 Water Rights Acquisition Fund	-4.05	0.00	-4.05
	20,389.45	2,285.22	22,674.67

TREASURER'S REPORT
Signature Page

City Of White Salmon

02/01/2024 To: 02/29/2024

Time: 09:09:29 Date: 06/26/2024

Page: 8

We the undersigned officers for the City of White Salmon have reviewed the foregoing report and acknowledge that to the best of our knowledge this report is accurate and true:

Signed: _____ Signed: _____
Clerk/Treasurer / Date Chairman Budget Committee / Date

City of White Salmon

2024 February Treasurer's Report Reconciliation to Bank Statements

Treasurer's Report Ending Balance	5,739,376.58
Treasurer's Report Adjusted Ending Balance	5,703,242.06
Columbia State Bank (Cash)	771,022.30
US Bank (Time Value - Investment)	0.00
WA State Treasurer (State Pool - Investment)	4,931,894.76
Petty Cash	25.00
Drawer 1	150.00
Drawer 2	150.00
Drawer 3	0.00
Total Cash and Investments	5,703,242.06
Less Outstanding Checks (Treasurer's Report)	-22,674.67
Plus Outstanding Deposits (Page 1 of Treasurer's Report)	58,809.19
Bank Statement Adjusted Ending Balance	5,739,376.58
Difference	0.00

City of White Salmon
February 2024 Treasurer's Report Reconciliation

	Revenue	Expenditures
	518,156.40	465,794.39
Treasurer's Receipts	176,904.30	198,386.14 Claims
Utility Receipts	285,524.93	211,681.08 Payroll
Interfund Transfers	55,877.17	55,877.17 Interfund Transfers
Revenue to Expenditure	-150.00	-150.00 Revenue to Expenditure -Park Deposit Refund
Expenditure to Revenue	0.00	0.00 Expenditure to Revenue
	518,156.40	465,794.39
	0.00	0.00

www.fsbwa.com

Branch Office
White Salmon
509-493-2500

Statement Period: 02-01-2024 to 02-29-2024

CITY OF WHITE SALMON
PO BOX 2139
WHITE SALMON WA 98672-2139



1st Security Bank will **never** call or text asking for personal information, or request you to send or transfer money to an account you don't own.

Summary of Deposit Account Activity

	Account #	Beginning Balance	Withdrawals/ Service Charges*	Deposits	Dividends/ Interest	Ending Balance
PF - WA 1st Business CHK	10012469	858,706.28	481,301.12	393,617.14	0.00	771,022.30

Deposit Account Activity

PF - WA 1st Business CHK - 10012469

0.00% Annual Percentage Yield Earned for this account

Deposits

Date	Amount	Transaction Description
02/01	55.08	External Deposit CITY OF WHITE SA - CREDITS 212304396
02/01	4,781.99	External Deposit PAYMENTECH - DEPOSIT 5708363
02/01	82.48	Deposit
02/01	895.00	Deposit
02/02	80.00	External Deposit CITY OF WHITE SA - CREDITS 212403224
02/02	279.17	External Deposit WA ST TREASURER - REVDISTRIB 2530
02/02	3,496.89	External Deposit PAYMENTECH - DEPOSIT 5708363
02/02	13,955.86	Deposit
02/05	283.44	External Deposit CITY OF WHITE SA - CREDITS 212476883
02/05	3,853.50	External Deposit PAYMAC INC - CORP PAY PUBLIC SURPLUS AUCTIONS-DEC23 353648
02/05	5,779.99	External Deposit PAYMENTECH - DEPOSIT 5708363
02/05	564.63	Deposit
02/06	10.79	External Deposit PAYMENTECH - DEPOSIT 5708363
02/06	373.13	External Deposit PAYMENTECH - DEPOSIT 5708363
02/06	1,258.30	External Deposit PAYMENTECH - DEPOSIT 5708363
02/06	1,523.95	External Deposit CITY OF WHITE SA - CREDITS 212523899
02/06	801.78	Deposit
02/07	354.17	External Deposit WA ST TREASURER - REVDISTRIB 2530
02/07	915.45	External Deposit PAYMENTECH - DEPOSIT 5708363
02/07	2,318.10	External Deposit CITY OF WHITE SA - CREDITS 212642366
02/07	928.92	Deposit
02/08	2,271.37	External Deposit PAYMENTECH - DEPOSIT 5708363

1st Security Bank will **never** call or text to ask for your password, account number, or social security number. We will never request that you send or transfer money to an account you do not own. If you believe you are a scam or fraud victim, please call us at **(800) 683-0973**. Visit www.consumer.ftc.gov/scams for more information.

1ST SECURITY BANK

Statement Period: 02-01-2024 to 02-29-2024

www.fsbwa.com

Deposit Account Activity (continued)

Date	Amount	Transaction Description
02/08	2,871.90	External Deposit CITY OF WHITE SA - CREDITS 212704414
02/08	479.88	Deposit
02/09	270.83	External Deposit WA ST TREASURER - REVDISTRIB 2530
02/09	2,976.48	External Deposit PAYMENTECH - DEPOSIT 5708363
02/09	5,881.27	External Deposit CITY OF WHITE SA - CREDITS 212755373
02/09	3,671.99	Deposit
02/12	764.60	External Deposit PAYMENTECH - DEPOSIT 5708363
02/12	839.22	External Deposit CITY OF WHITE SA - CREDITS 212811585
02/12	285.51	Deposit
02/13	175.00	External Deposit WA ST TREASURER - REVDISTRIB 2530
02/13	248.08	External Deposit PAYMENTECH - DEPOSIT 5708363
02/13	401.06	External Deposit PAYMENTECH - DEPOSIT 5708363
02/13	763.82	External Deposit CITY OF WHITE SA - CREDITS 212881288
02/13	1,073.15	External Deposit PAYMENTECH - DEPOSIT 5708363
02/13	4,616.96	Deposit
02/14	802.33	External Deposit PAYMENTECH - DEPOSIT 5708363
02/14	1,049.30	External Deposit CITY OF WHITE SA - CREDITS 213015316
02/14	1,903.69	Deposit
02/15	275.00	External Deposit WA ST TREASURER - REVDISTRIB 2530
02/15	991.29	External Deposit PAYMENTECH - DEPOSIT 5708363
02/15	2,898.88	External Deposit CITY OF WHITE SA - CREDITS 213072916
02/15	5,635.10	Deposit
02/16	1,251.74	External Deposit CITY OF WHITE SA - CREDITS 213130686
02/16	3,591.99	External Deposit PAYMENTECH - DEPOSIT 5708363
02/16	9,892.80	External Deposit KCLICKITAT COUNTY ACH - KC REMIT KCT*5097734664*
02/16	124.04	Deposit
02/16	5,122.51	Deposit
02/20	325.00	External Deposit WA ST TREASURER - REVDISTRIB 2530
02/20	2,909.23	External Deposit CITY OF WHITE SA - CREDITS 213268354
02/20	14,214.07	External Deposit PAYMENTECH - DEPOSIT 5708363
02/20	50,347.88	External Deposit CITY WS DB 5200 - UTILPYM
02/20	3,518.08	External Deposit PAYMENTECH - DEPOSIT 5708363
02/20	3,677.21	External Deposit PAYMENTECH - DEPOSIT 5708363
02/20	6,422.33	External Deposit PAYMENTECH - DEPOSIT 5708363
02/21	4,264.63	External Deposit CITY OF WHITE SA - CREDITS 213326921
02/21	9,190.04	External Deposit PAYMENTECH - DEPOSIT 5708363
02/21	3,275.00	Deposit
02/21	14,010.80	Deposit
02/22	8,767.85	External Deposit CITY OF WHITE SA - CREDITS 213549026
02/22	24,816.53	External Deposit PAYMENTECH - DEPOSIT 5708363
02/22	257.28	Deposit
02/23	325.00	External Deposit WA ST TREASURER - REVDISTRIB 2530
02/23	1,476.16	External Deposit PAYMENTECH - DEPOSIT 5708363
02/23	22,214.93	External Deposit CITY OF WHITE SA - CREDITS 213615535
02/23	3,522.69	Deposit
02/26	519.91	External Deposit PAYMENTECH - DEPOSIT 5708363
02/26	20,466.42	External Deposit CITY OF WHITE SA - CREDITS 213677216
02/26	12,730.90	Deposit
02/27	100.00	External Deposit PAYMENTECH - DEPOSIT 5708363
02/27	120.11	External Deposit PAYMENTECH - DEPOSIT 5708363

Deposit Account Activity (continued)

Date	Amount	Transaction Description
02/27	300.00	External Deposit WA ST TREASURER - REVDISTRIB 2530
02/27	440.84	External Deposit PAYMENTECH - DEPOSIT 5708363
02/27	2,462.65	External Deposit CITY OF WHITE SA - CREDITS 213748363
02/27	3,439.69	Deposit
02/28	1,320.09	External Deposit CITY OF WHITE SA - CREDITS 213964088
02/28	469.69	Deposit
02/29	1,630.65	External Deposit CITY OF WHITE SA - CREDITS 214014570
02/29	4,397.71	External Deposit PAYMENTECH - DEPOSIT 5708363
02/29	65,502.74	External Deposit WA ST TREASURER - REVDISTRIB 2530
02/29	2,458.62	Deposit

Withdrawals

Date	Amount	Transaction Description
02/01	844.48	Check 40907
02/01	119.60	Check 40913
02/01	350.00	Check 40919
02/01	100.00	Check 40926
02/01	243.64	Check 40927
02/01	140.00	Check 40938
02/02	6.21	Check 40924
02/02	449.69	Check 40925
02/02	30,918.07	Check 40947
02/05	36,770.56	External Withdrawal Vimly Benefit So - AWC ST-Z0Z9A2H9I9N8
02/05	21,114.23	External Withdrawal IRS - USATAXPYMT 270443681451324
02/05	7,628.44	External Withdrawal WA DEPT RET SYS - DRS EPAY 4453842
02/05	4,307.11	External Withdrawal WA DEPT RET SYS - DRS EPAY 4453841
02/05	1,909.53	External Withdrawal PAYMENTECH - FEE 5708363
02/05	353.70	External Withdrawal Standard Ins - premium STASIC000286613
02/05	271.00	External Withdrawal OR REVENUE DEPT - TAXPAYMENT 139937408
02/05	56,804.04	External Withdrawal CITY WS DB - PAYROLL
02/05	45.00	Check 40849
02/05	2,012.75	Check 40882
02/05	182.75	Check 40909
02/05	680.00	Check 40917
02/05	25,418.77	Check 40922
02/05	14,819.80	Check 40929
02/05	720.54	Check 40930
02/05	179.32	Check 40941
02/05	15.50	Check 40949
02/05	6.62	Check 40950
02/06	895.87	External Withdrawal Xpress Bill Pay Jan Xpress Billing - Billing 10295
02/06	119.25	External Withdrawal LIFESECURE INSU LISTBILL - INSURANCE
02/06	277.95	Check 40935
02/06	366.07	Check 40953
02/06	641.94	Check 40954
02/06	3,191.99	Check 40955
02/07	1,221.60	External Withdrawal LIFESECURE INSU - INSURANCE
02/07	410.79	External Withdrawal LIFESECURE INSU - INSURANCE
02/07	74.80	External Withdrawal AFLAC COLUMBUS 1-800-992-3522 - ACHPMT 72113126

Deposit Account Activity (continued)

Withdrawals (continued)

Date	Amount	Transaction Description
02/07	795.00	Check 40914
02/07	529.00	Check 40951
02/08	25.00	Check 40869
02/08	560.61	Check 40915
02/08	1,425.92	Check 40948
02/08	1,118.54	Check 40952
02/09	2,551.92	Over Counter Check 41011
02/12	7,920.00	External Withdrawal USDA RD DCFO ACH TRANSACTION - PAYMENT
02/12	10,830.65	Check - Item Processing 40997
02/12	559.64	Check 40944
02/12	1,714.91	Check 40970
02/13	895.30	Check 40959
02/13	19,643.75	Check 40965
02/13	186.00	Check 40968
02/13	6.00	Check 40971
02/13	1,130.63	Check 40974
02/13	315.63	Check 40976
02/13	135.58	Check 40978
02/13	203.42	Check 40982
02/13	2,737.13	Check 40984
02/13	1,401.64	Check 40985
02/13	445.68	Check 40986
02/13	508.46	Check 40988
02/13	178.36	Check 40996
02/13	7,093.79	Check 41000
02/13	800.00	Check 41001
02/13	24.30	Check 41004
02/13	399.06	Check 41010
02/13	770.00	Check 41013
02/14	91.77	Over Counter Check 40958
02/14	301.28	Check 40960
02/14	4,720.50	Check 40966
02/14	150.00	Check 40969
02/14	947.01	Check 40992
02/14	1,441.21	Check 40993
02/14	4,614.71	Check 41012
02/15	1,093.01	Over Counter Check 40998
02/15	694.94	Check 40962
02/15	37.61	Check 40967
02/15	262.50	Check 40980
02/15	6,246.40	Check 40981
02/15	400.00	Check 40990
02/15	240.08	Check 41003
02/15	450.00	Check 41005
02/16	491.17	Check 40961
02/16	24.39	Check 40964
02/16	130.00	Check 40977
02/16	346.00	Check 40989

1ST SECURITY BANK

Statement Period: 02-01-2024 to 02-29-2024

www.fsbwa.com

Deposit Account Activity (continued)

Withdrawals (continued)

Date	Amount	Transaction Description
02/16	2,601.80	Check 41008
02/16	3,705.00	Check 41009
02/20	50,970.42	External Withdrawal CITY WS DB - PAYROLL
02/20	18,904.28	External Withdrawal IRS - USATAXPYMT 270445181072493
02/20	11,114.91	External Withdrawal WA DEPT RET SYS - DRS EPAY 4458597
02/20	272.00	External Withdrawal OR REVENUE DEPT - TAXPAYMENT 1705027200
02/20	1,255.96	Check 40832
02/20	400.00	Check 40940
02/20	3,796.13	Check 40973
02/20	158.59	Check 40994
02/20	10.53	Check 40995
02/21	48.38	Check 40923
02/21	1,905.55	Check 40991
02/21	35.88	Check 40999
02/22	258.58	Check 40833
02/22	277.95	Check 40972
02/23	120.00	External Withdrawal Starlink Service - Starlink S
02/23	80.71	Check 41007
02/23	35.05	Check 41014
02/23	1,078.58	Check 41039
02/26	9,444.54	External Withdrawal WA DEPT REVENUE - TAX PYMT 12739732
02/26	3,801.60	Check - Item Processing 41038
02/26	749.26	Check 40963
02/26	3,262.50	Check 41006
02/27	2,111.10	Check 40987
02/27	10,893.32	Check 41015
02/27	169.75	Check 41016
02/27	722.90	Check 41019
02/27	553.93	Check 41021
02/27	2,228.00	Check 41026
02/27	838.75	Check 41027
02/27	174.70	Check 41031
02/27	738.02	Check 41035
02/27	480.00	Check 41045
02/28	1,700.00	Check 41028
02/28	174.70	Check 41042
02/28	2,213.12	Check 41044
02/28	32,418.11	Check 41049
02/29	170.00	Check 40975
02/29	250.00	Check 40983
02/29	325.29	Check 41017
02/29	187.00	Check 41020
02/29	50.00	Check 41023
02/29	640.00	Check 41024
02/29	2,069.05	Check 41032
02/29	140.00	Check 41033
02/29	5,479.00	Check 41034
02/29	312.42	Check 41040



1ST SECURITY BANK

Statement Period: 02-01-2024 to 02-29-2024

www.fsbwa.com

Deposit Account Activity (continued)

Withdrawals (continued)

Date	Amount	Transaction Description
02/29	773.65	Check 41046

Checks Paid

Check #	Date	Amount	Check #	Date	Amount	Check #	Date	Amount
40832	02/20	1,255.96	40962	02/15	694.94	41001	02/13	800.00
40833	02/22	258.58	40963	02/26	749.26	41003 *	02/15	240.08
40849 *	02/05	45.00	40964	02/16	24.39	41004	02/13	24.30
40869 *	02/08	25.00	40965	02/13	19,643.75	41005	02/15	450.00
40882 *	02/05	2,012.75	40966	02/14	4,720.50	41006	02/26	3,262.50
40907 *	02/01	844.48	40967	02/15	37.61	41007	02/23	80.71
40909 *	02/05	182.75	40968	02/13	186.00	41008	02/16	2,601.80
40913 *	02/01	119.60	40969	02/14	150.00	41009	02/16	3,705.00
40914	02/07	795.00	40970	02/12	1,714.91	41010	02/13	399.06
40915	02/08	560.61	40971	02/13	6.00	41011	02/09	2,551.92
40917 *	02/05	680.00	40972	02/22	277.95	41012	02/14	4,614.71
40919 *	02/01	350.00	40973	02/20	3,796.13	41013	02/13	770.00
40922 *	02/05	25,418.77	40974	02/13	1,130.63	41014	02/23	35.05
40923	02/21	48.38	40975	02/29	170.00	41015	02/27	10,893.32
40924	02/02	6.21	40976	02/13	315.63	41016	02/27	169.75
40925	02/02	449.69	40977	02/16	130.00	41017	02/29	325.29
40926	02/01	100.00	40978	02/13	135.58	41019 *	02/27	722.90
40927	02/01	243.64	40980 *	02/15	262.50	41020	02/29	187.00
40929 *	02/05	14,819.80	40981	02/15	6,246.40	41021	02/27	553.93
40930	02/05	720.54	40982	02/13	203.42	41023 *	02/29	50.00
40935 *	02/06	277.95	40983	02/29	250.00	41024	02/29	640.00
40938 *	02/01	140.00	40984	02/13	2,737.13	41026 *	02/27	2,228.00
40940 *	02/20	400.00	40985	02/13	1,401.64	41027	02/27	838.75
40941	02/05	179.32	40986	02/13	445.68	41028	02/28	1,700.00
40944 *	02/12	559.64	40987	02/27	2,111.10	41031 *	02/27	174.70
40947 *	02/02	30,918.07	40988	02/13	508.46	41032	02/29	2,069.05
40948	02/08	1,425.92	40989	02/16	346.00	41033	02/29	140.00
40949	02/05	15.50	40990	02/15	400.00	41034	02/29	5,479.00
40950	02/05	6.62	40991	02/21	1,905.55	41035	02/27	738.02
40951	02/07	529.00	40992	02/14	947.01	41038 *	02/26	3,801.60
40952	02/08	1,118.54	40993	02/14	1,441.21	41039	02/23	1,078.58
40953	02/06	366.07	40994	02/20	158.59	41040	02/29	312.42
40954	02/06	641.94	40995	02/20	10.53	41042 *	02/28	174.70
40955	02/06	3,191.99	40996	02/13	178.36	41044 *	02/28	2,213.12
40958 *	02/14	91.77	40997	02/12	10,830.65	41045	02/27	480.00
40959	02/13	895.30	40998	02/15	1,093.01	41046	02/29	773.65
40960	02/14	301.28	40999	02/21	35.88	41049 *	02/28	32,418.11
40961	02/16	491.17	41000	02/13	7,093.79			

(* indicates a break in check sequence)

Deposit Account Activity (continued)

	Statement Period Total	Year-to-Date Total
Total Overdraft Fees (Paid)	0.00	0.00
Total Returned Item Fees (Returned)	0.00	0.00

Local Government Investment Pool
Statement of Account for No: 02530

Primary Account
February 2024

CITY OF WHITE SALMON
PO BOX 2139
WHITE SALMON, WA 98672-8672

Date	Description	Comment	Deposits	Withdrawals	Balance
02/01/2024	Beginning Balance				4,910,774.20
02/29/2024	Month End Balance				4,910,774.20
	February Earnings	Daily Factor Earnings	21,120.56		
	Net Ending Balance				4,931,894.76

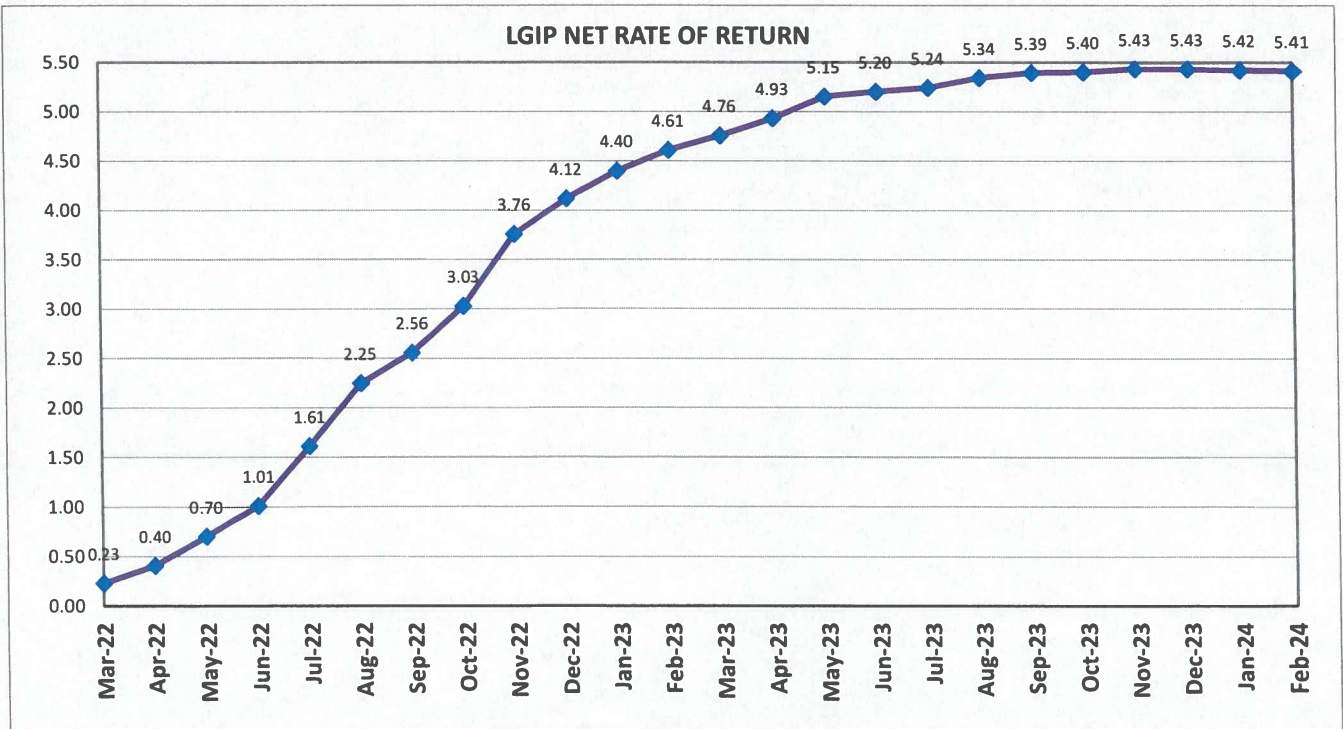
Account Summary

Beginning Balance:	4,910,774.20	Gross Earnings:	21,144.03
Deposits:	0.00	Administrative Fee:	23.47
Withdrawals:	0.00	Net Earnings:	21,120.56
Month End Balance:	4,910,774.20		
Administrative Fee Rate:	0.0060 %	Net Ending Balance:	4,931,894.76
Gross Earnings Rate:	5.4192 %		
Net Earnings Rate:	5.4132 %	Average Daily Balance:	4,910,774.20

**WASHINGTON STATE
LOCAL GOVERNMENT INVESTMENT POOL
February 29, 2024**

Investment Type	Average Balance <u>Feb-24</u>	Feb-24 <u>Percentage</u>	Average Balance <u>CY 2024</u>	2024 <u>Percentage</u>
Agency Bullets	0.00	0.00%	0.00	0.00%
Agency Discount Notes	20,597,172.37	0.09%	20,548,149.26	0.09%
Agency Floating Rate Notes	4,450,972,645.91	18.78%	4,339,451,995.54	18.25%
Agency Variable Rate Notes	0.00	0.00%	0.00	0.00%
Certificates of Deposit	132,000,000.00	0.56%	134,737,500.00	0.57%
IB Bank Deposit	4,104,090,766.33	17.32%	4,073,721,877.00	17.14%
Repurchase Agreements	6,626,379,310.34	27.97%	6,755,749,999.99	28.42%
SOFR Floating Rate Notes	0.00	0.00%	0.00	0.00%
Supras - Bullets	0.00	0.00%	0.00	0.00%
Supras - Discount Notes	589,351,541.66	2.49%	785,614,053.93	3.30%
Supras- Floating Rate Notes	0.00	0.00%	0.00	0.00%
Supras - Variables	0.00	0.00%	0.00	0.00%
Term Repurchase Agreements	679,310,344.83	2.87%	428,333,333.33	1.80%
U.S. Treasury Securities	5,862,875,076.73	24.74%	6,005,379,908.82	25.26%
US Treasury Floating Rate Notes	1,229,208,689.22	5.19%	1,229,209,299.23	5.17%
Total Avg Daily Balance	23,694,785,547.39	100.00%	23,772,746,117.10	100.00%

Avg Days to Maturity 20 days



* Rates are calculated on a 365-day basis

WASHINGTON STATE LOCAL GOVERNMENT INVESTMENT POOL

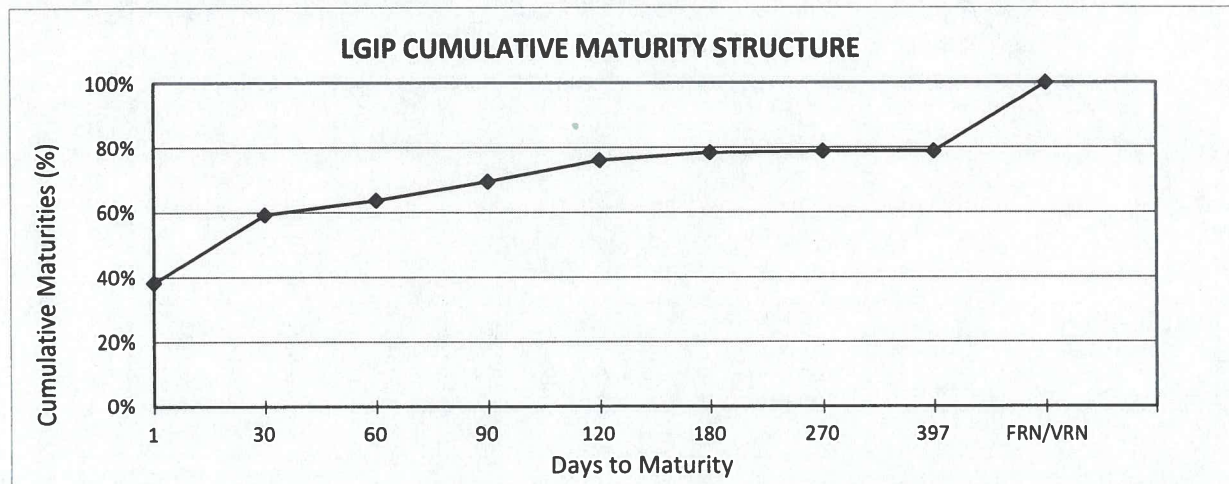
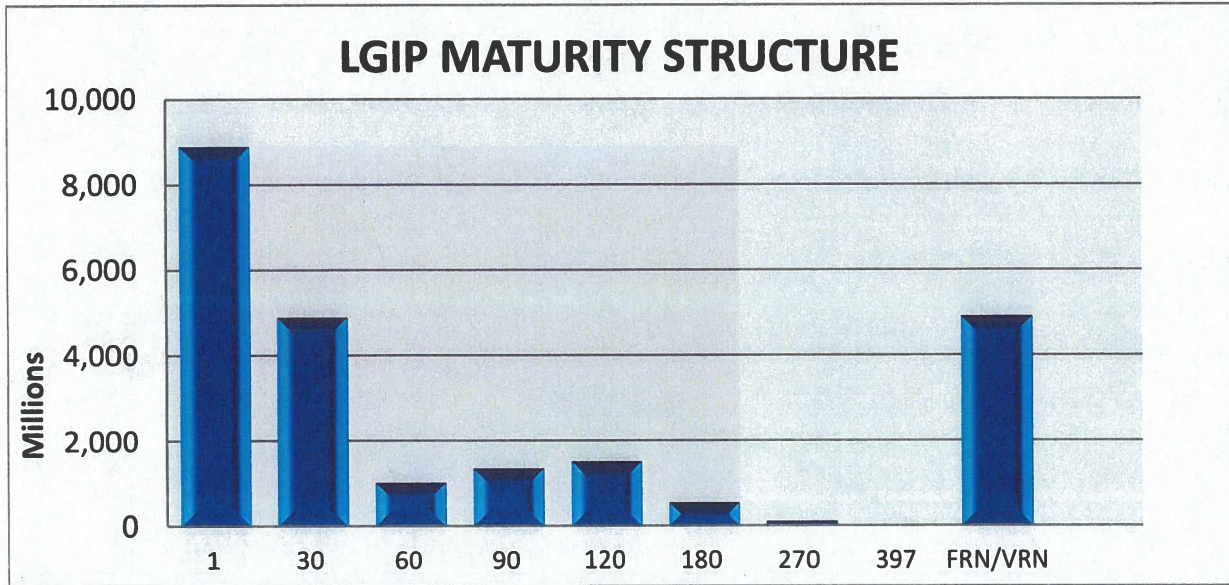
February 29, 2024

<u>DAYS TO MATURITY</u>	<u>\$ MATURING (PAR VALUE)*</u>	<u>% MATURING</u>	<u>CUMULATIVE % MATURING</u>
1	8,886.09	38.3%	38.3%
2-30	4,879.77	21.0%	59.3%
31-60	1,020.79	4.4%	63.7%
61-90	1,350.00	5.8%	69.5%
91-120	1,515.00	6.5%	76.1%
121-180	552.00	2.4%	78.4%
181-270	100.00	0.4%	78.9%
271-397	0.00	0.0%	78.9%
FRN/VRN	4,905.00	21.1%	100.0%

PORTFOLIO TOTAL:

23,208.65

* Amounts in millions of dollars



BANK RECONCILIATION

City Of White Salmon

Time: 11:15:19 Date: 06/25/2024

02/01/2024 To: 02/29/2024

Page: 1

1 Checking Account

Date	Balance Forward	858,706.28
01/26/2024		55.08
01/29/2024		80.00
01/30/2024		1,756.64
01/31/2024		9,307.11
02/01/2024		22,135.12
02/02/2024		4,349.27
02/03/2024		230.11
02/04/2024		778.54
02/05/2024		4,655.28
02/06/2024		4,039.51
02/07/2024		4,574.35
02/08/2024		5,425.89
02/09/2024		3,253.60
02/10/2024		1,284.15
02/11/2024		639.76
02/12/2024		6,613.53
02/13/2024		15,972.01
02/14/2024		13,491.72
02/15/2024		28,168.47
02/16/2024		16,036.69
02/17/2024		8,691.77
02/18/2024		9,257.29
02/19/2024		14,279.34
02/20/2024		110,392.03
02/21/2024		4,196.09
02/22/2024		4,937.29
02/23/2024		14,806.66
02/24/2024		100.00
02/25/2024		440.84
02/26/2024		3,439.69
02/27/2024		1,267.40
02/28/2024		9,145.34
02/29/2024		69,897.74
	Total Credits:	393,698.31

Year	Trans#	Date	Type	Chk#	Vendor	
2023	4362	12/20/2023	Payroll	40832	Sebastian Garcia	1,255.96
2023	4372	12/20/2023	Payroll	40833	Chris Moore	258.58
2023	4408	12/20/2023	Claims	40849	Columbia Gorge News, LLC	45.00
2023	4428	12/20/2023	Claims	40869	WWCPA	25.00
2023	4520	12/30/2023	Claims	40882	Columbia Gorge News, LLC	2,012.75
2023	4542	12/31/2023	Claims	40907	Ace Hardware	844.48
2023	4544	12/31/2023	Claims	40909	Columbia Gorge News, LLC	182.75
2023	4548	12/31/2023	Claims	40913	Department Of Labor & Industries	119.60
2023	4549	12/31/2023	Claims	40914	FBI-LEEDA	795.00
2023	4550	12/31/2023	Claims	40915	First Responder Outfitters, Inc	560.61
2023	4552	12/31/2023	Claims	40917	Hood River County	680.00
2023	4554	12/31/2023	Claims	40919	Jaques Sharp	350.00
2023	4557	12/31/2023	Claims	40922	Mt Adams Chamber Of Commerce	25,418.77
2023	4558	12/31/2023	Claims	40923	Pacer Propane LLC	48.38
2023	4559	12/31/2023	Claims	40924	Propio LS LLC	6.21
2023	4560	12/31/2023	Claims	40925	Republic Services #487	449.69
2023	4561	12/31/2023	Claims	40926	Same Day Stage	100.00
2023	4562	12/31/2023	Claims	40927	Shred-it USA LLC	243.64
2023	4564	12/31/2023	Claims	40929	US Bank	14,819.80
2023	4565	12/31/2023	Claims	40930	Uline	720.54

BANK RECONCILIATION

City Of White Salmon

Time: 11:15:19 Date: 06/25/2024

02/01/2024 To: 02/29/2024

Page: 2

Year	Trans#	Date	Type	Chk#	Vendor	
2024	184	01/19/2024	Claims	40935	Charter Communications	277.95
2024	187	01/19/2024	Claims	40938	Klickitat County Health Dept	140.00
2024	189	01/19/2024	Claims	40940	Mt Adams Fish and Game	400.00
2024	190	01/19/2024	Claims	40941	Pitney Bowes Global Financial LLC	179.32
2024	193	01/19/2024	Claims	40944	David S Swann	559.64
2024	266	01/25/2024	Claims	40947	Bingen, City Of	30,918.07
2024	267	01/25/2024	Claims	40948	CenturyLink	1,425.92
2024	268	01/25/2024	Claims	40949	Klickitat County Prosecutor	15.50
2024	269	01/25/2024	Claims	40950	Klickitat County Prosecutor	6.62
2024	270	01/25/2024	Claims	40951	Masonic Lodge # 163	529.00
2024	271	01/25/2024	Claims	40952	Verizon Wireless	1,118.54
2024	272	01/25/2024	Claims	40953	WA State Treas. Cash Mgmt Dept	366.07
2024	273	01/25/2024	Claims	40954	WA State Treas. Cash Mgmt Dept	641.94
2024	291	01/30/2024	Claims	40955	Artistic Excavation, LLC	3,191.99
2024	329	02/05/2024	Payroll		Ryan Hardie Adam	3,461.56
2024	330	02/05/2024	Payroll		Ethan Adkins	1,939.80
2024	331	02/05/2024	Payroll		Erika Castro-Guzman	2,979.42
2024	332	02/05/2024	Payroll		Garique W Clifford	4,512.62
2024	333	02/05/2024	Payroll		Jeffrey Cooper	2,526.93
2024	334	02/05/2024	Payroll		Andrew Dirks	2,380.74
2024	336	02/05/2024	Payroll		Lisa L Randall	2,665.57
2024	338	02/05/2024	Payroll		Suzanne F Gilmer	91.77
2024	339	02/05/2024	Payroll		Jason L Hartmann	151.37
2024	340	02/05/2024	Payroll		Michael L Hepner	3,733.34
2024	341	02/05/2024	Payroll		Cynthia D Jewell	2,297.66
2024	342	02/05/2024	Payroll		Marla A Keethler	1,713.86
2024	343	02/05/2024	Payroll		Jason Kinley	3,456.40
2024	344	02/05/2024	Payroll		Ross E Lambert	2,584.08
2024	345	02/05/2024	Payroll		Joshua Lewis	2,419.27
2024	346	02/05/2024	Payroll		David S Lindley	205.51
2024	347	02/05/2024	Payroll		Madelynn M McIlwain	2,816.00
2024	348	02/05/2024	Payroll		Stephanie M Porter	2,746.72
2024	349	02/05/2024	Payroll		Frank Randall	3,025.38
2024	350	02/05/2024	Payroll		James A Ransier	151.37
2024	351	02/05/2024	Payroll		Troy A Rayburn	3,591.93
2024	352	02/05/2024	Payroll		Kelsey A Rooks	2,507.24
2024	353	02/05/2024	Payroll		Troy Rosenburg	2,082.43
2024	354	02/05/2024	Payroll		William M Sauter	2,763.07
2024	355	02/05/2024	Payroll	40958	Jess W Wardwell	91.77
2024	356	02/05/2024	Payroll		AFLAC	74.80
2024	357	02/05/2024	Payroll		Association Of WA Cities	36,770.56
2024	358	02/05/2024	Payroll		Internal Revenue Service	21,114.23
2024	359	02/05/2024	Payroll		LifeSecure Insurance Company	119.25
2024	360	02/05/2024	Payroll		LifeSecure Insurance Company	1,221.60
2024	361	02/05/2024	Payroll		LifeSecure Insurance Company	410.79
2024	362	02/05/2024	Payroll		Oregon Department of Revenue	271.00
2024	364	02/05/2024	Payroll		WA State Dept Retirement Systems	225.00
2024	365	02/05/2024	Payroll		WA State Dept Retirement Systems	11,710.55
2024	366	02/05/2024	Payroll	40959	WSCCCE	895.30
2024	796	02/05/2024	Payroll		Standard Insurance	353.70
2024	401	02/07/2024	Claims	40960	A&E Plumbing, Heating and Air	301.28
2024	402	02/07/2024	Claims	40961	AUCA Western First Aid & Safety	491.17
2024	403	02/07/2024	Claims	40962	Ace Hardware	694.94
2024	404	02/07/2024	Claims	40963	America's Phone Guys	749.26
2024	405	02/07/2024	Claims	40964	American Messaging - #1149685	24.39
2024	406	02/07/2024	Claims	40965	Anderson Perry & Associates, Inc.	19,643.75
2024	407	02/07/2024	Claims	40966	Aspect Consulting	4,720.50
2024	408	02/07/2024	Claims	40967	AutoZone	37.61
2024	409	02/07/2024	Claims	40968	BSK Associates	186.00

BANK RECONCILIATION

City Of White Salmon

Time: 11:15:19 Date: 06/25/2024

02/01/2024 To: 02/29/2024

Page: 3

Year	Trans#	Date	Type	Chk#	Vendor	
2024	410	02/07/2024	Claims	40969	Bethel Congregational Church	150.00
2024	411	02/07/2024	Claims	40970	Brenntag Pacific, Inc	1,714.91
2024	412	02/07/2024	Claims	40971	C.M. & W.O. Sheppard Inc	6.00
2024	413	02/07/2024	Claims	40972	Charter Communications	277.95
2024	414	02/07/2024	Claims	40973	CivicPlus LLC	3,796.13
2024	415	02/07/2024	Claims	40974	Coburn Electric, Inc.	1,130.63
2024	416	02/07/2024	Claims	40975	Columbia Gorge News, LLC	170.00
2024	417	02/07/2024	Claims	40976	Consolidated Sup Co Inc	315.63
2024	418	02/07/2024	Claims	40977	Facet	130.00
2024	419	02/07/2024	Claims	40978	DataPro Solutions, Inc	135.58
2024	421	02/07/2024	Claims	40980	Excavator Rental Services	262.50
2024	422	02/07/2024	Claims	40981	Gorge Dirt Works, LLC	6,246.40
2024	423	02/07/2024	Claims	40982	Gorge INK	203.42
2024	424	02/07/2024	Claims	40983	Gower Law Office	250.00
2024	425	02/07/2024	Claims	40984	H.D. Fowler Company	2,737.13
2024	426	02/07/2024	Claims	40985	Hunsaker Oil Company Inc	1,401.64
2024	427	02/07/2024	Claims	40986	James Dean Construction, Inc	445.68
2024	428	02/07/2024	Claims	40987	Johnson Controls Fire Protection LP	2,111.10
2024	429	02/07/2024	Claims	40988	L.N, Curtis & Sons	508.46
2024	430	02/07/2024	Claims	40989	Law Office of Erin Bradley McAleer	346.00
2024	431	02/07/2024	Claims	40990	Mosier WiNet	400.00
2024	432	02/07/2024	Claims	40991	Munsen Paving LLC	1,905.55
2024	433	02/07/2024	Claims	40992	NAPA Auto Parts dba Gorge Auto Parts	947.01
2024	434	02/07/2024	Claims	40993	NW Natural	1,441.21
2024	435	02/07/2024	Claims	40994	Office Depot	158.59
2024	436	02/07/2024	Claims	40995	One Call Concepts Inc	10.53
2024	437	02/07/2024	Claims	40996	Onsite Supply House LLC	178.36
2024	438	02/07/2024	Claims	40997	PUD No 1 Of Klickitat County	10,830.65
2024	439	02/07/2024	Claims	40998	Paco's Tire Service, LLC	1,093.01
2024	440	02/07/2024	Claims	40999	Propio LS LLC	35.88
2024	441	02/07/2024	Claims	41000	Radcomp Technologies	7,093.79
2024	442	02/07/2024	Claims	41001	Regional Transportation Council	800.00
2024	444	02/07/2024	Claims	41003	Shred-it USA LLC	240.08
2024	445	02/07/2024	Claims	41004	Skamania County Pioneer	24.30
2024	446	02/07/2024	Claims	41005	Mike Strain	450.00
2024	447	02/07/2024	Claims	41006	Structura Naturals Inc	3,262.50
2024	448	02/07/2024	Claims	41007	TransUnion Risk & Alternative	80.71
2024	449	02/07/2024	Claims	41008	WA State Dept Health	2,601.80
2024	450	02/07/2024	Claims	41009	WA State Dept Health	3,705.00
2024	451	02/07/2024	Claims	41010	Walter E. Nelson Co.	399.06
2024	452	02/07/2024	Claims	41011	White Salmon, City Of	2,551.92
2024	453	02/07/2024	Claims	41012	Wilcox & Flegel	4,614.71
2024	454	02/07/2024	Claims	41013	Zaya LLC	770.00
2024	746	02/10/2024	Claims		USDA Rural Development	7,920.00
2024	1520	02/10/2024	Claims		Chase Paymentech	1,909.53
2024	500	02/20/2024	Payroll		Ryan Hardie Adam	1,893.43
2024	501	02/20/2024	Payroll		Ethan Adkins	1,724.60
2024	502	02/20/2024	Payroll		Erika Castro-Guzman	2,763.31
2024	503	02/20/2024	Payroll		Garique W Clifford	2,853.17
2024	504	02/20/2024	Payroll		Jeffrey Cooper	3,126.29
2024	505	02/20/2024	Payroll		Andrew Dirks	2,371.55
2024	506	02/20/2024	Payroll		Lisa L Randall	2,428.02
2024	507	02/20/2024	Payroll		Michael L Hepner	3,727.26
2024	508	02/20/2024	Payroll		Cynthia D Jewell	2,075.72
2024	509	02/20/2024	Payroll		Jason Kinley	1,823.38
2024	510	02/20/2024	Payroll		Ross E Lambert	2,896.94
2024	511	02/20/2024	Payroll		Joshua Lewis	2,210.89
2024	512	02/20/2024	Payroll		Madelynn M McIlwain	2,672.82
2024	513	02/20/2024	Payroll		Stephanie M Porter	2,739.76

BANK RECONCILIATION

City Of White Salmon

Time: 11:15:19 Date: 06/25/2024

02/01/2024 To: 02/29/2024

Page: 4

Year	Trans#	Date	Type	Chk#	Vendor	
2024	514	02/20/2024	Payroll		Frank Randall	3,996.45
2024	515	02/20/2024	Payroll		Troy A Rayburn	3,591.98
2024	516	02/20/2024	Payroll		Kelsey A Rooks	3,013.44
2024	517	02/20/2024	Payroll		Troy Rosenburg	1,919.67
2024	518	02/20/2024	Payroll		William M Sauter	3,141.74
2024	700	02/20/2024	Payroll		Internal Revenue Service	18,904.28
2024	701	02/20/2024	Payroll		Oregon Department of Revenue	272.00
2024	702	02/20/2024	Payroll		WA State Dept Retirement Systems	225.00
2024	703	02/20/2024	Payroll		WA State Dept Retirement Systems	10,889.91
2024	541	02/21/2024	Claims		Starlink	120.00
2024	550	02/21/2024	Claims	41014	Ryan Hardie Adam	35.05
2024	551	02/21/2024	Claims	41015	Anderson Perry & Associates, Inc.	10,893.32
2024	552	02/21/2024	Claims	41016	Aramark Uniform Services	169.75
2024	553	02/21/2024	Claims	41017	CTX-Xerox	325.29
2024	555	02/21/2024	Claims	41019	Coburn Electric, Inc.	722.90
2024	556	02/21/2024	Claims	41020	Columbia Gorge News, LLC	187.00
2024	557	02/21/2024	Claims	41021	Day Wireless Systems	553.93
2024	559	02/21/2024	Claims	41023	FBI-LEEDA	50.00
2024	560	02/21/2024	Claims	41024	Gorge Dirt Works, LLC	640.00
2024	562	02/21/2024	Claims	41026	H.D. Fowler Company	2,228.00
2024	563	02/21/2024	Claims	41027	Hach Company	838.75
2024	564	02/21/2024	Claims	41028	Hood River County	1,700.00
2024	567	02/21/2024	Claims	41031	Ned Kindler	174.70
2024	568	02/21/2024	Claims	41032	Klickitat County Auditor	2,069.05
2024	569	02/21/2024	Claims	41033	Klickitat County Health Dept	140.00
2024	570	02/21/2024	Claims	41034	Knapp, O'Dell & Macpherson PLLC	5,479.00
2024	571	02/21/2024	Claims	41035	Les Schwab Tire Center	738.02
2024	574	02/21/2024	Claims	41038	PUD No 1 Of Klickitat County	3,801.60
2024	575	02/21/2024	Claims	41039	Radcomp Technologies	1,078.58
2024	576	02/21/2024	Claims	41040	Republic Services #487	312.42
2024	578	02/21/2024	Claims	41042	Larry Spencer	174.70
2024	580	02/21/2024	Claims	41044	Wilcox & Flegel	2,213.12
2024	581	02/21/2024	Claims	41045	Kenneth B. Woodrich PC	480.00
2024	582	02/21/2024	Claims	41046	Xerox Financial Services, LLC	773.65
2024	599	02/22/2024	Claims	41049	Bingen, City Of	32,418.11
2024	601	02/22/2024	Claims		WA State Dept Revenue/Excise	9,444.54
2024	621	02/26/2024	Claims		Xpress Bill Pay	895.87
Total Debits:						481,301.12
Reconciled Bank Balance:						771,103.47
2024	632	02/26/2024	Util Pay	62324	Xpress Bill Pay	346.61
2024	633	02/26/2024	Util Pay	62325	Xpress Bill Pay	500.00
2024	641	02/27/2024	Util Pay	62332	Xpress Bill Pay	186.27
2024	642	02/27/2024	Util Pay	62333	Xpress Bill Pay	120.11
2024	643	02/27/2024	Util Pay	62334	Xpress Bill Pay	279.14
2024	644	02/27/2024	Util Pay	62335	Xpress Bill Pay	135.35
2024	646	02/28/2024	Tr Rec	62337	John Doe Citizen, Fingerprints/Notary/Recyl	200.00
2024	659	02/28/2024	Util Pay	62350	Xpress Bill Pay	704.45
2024	660	02/28/2024	Util Pay	62351	Xpress Bill Pay	410.37
2024	661	02/29/2024	Util Pay	62352	Batch Customer	473.84
2024	662	02/29/2024	Tr Rec	62353	John Doe Citizen, Fingerprints/Notary/Recyl	25.00
2024	663	02/29/2024	Tr Rec	62354	Schenk, Steve and Jeri	25.00
2024	664	02/29/2024	Util Pay	62355	Xpress Bill Pay	1,302.74
2024	665	02/29/2024	Util Pay	62356	Xpress Bill Pay	597.34
2024	666	02/29/2024	Util Pay	62357	Xpress Bill Pay	80.00
2024	667	02/29/2024	Util Pay	62358	Xpress Bill Pay	114.00
2024	1537	02/20/2024	Tr Rec	62831	NW Natural	53,201.53
2024	2064	02/19/2024	Tr Rec	63121	Funderburg, Dawn	107.44

BANK RECONCILIATION

City Of White Salmon

Time: 11:15:19 Date: 06/25/2024

02/01/2024 To: 02/29/2024

Page: 5

Outstanding Credits: -58,809.19

2016	1220	03/16/2016	Claims	31118	Huard C/O Brad Huard, Cecelia Joan	6.20
2017	8301	11/01/2017	Claims	33126	Hill, David & Angela	87.43
2018	768	02/07/2018	Claims	33497	Wuollet, Renee	11.38
2018	1201	03/07/2018	Claims	33577	Parker, Chris	3.17
2018	3179	06/20/2018	Claims	33915	Pretorius, Lourens and Monette	16.96
2018	7272	09/05/2018	Payroll	34156	Vargas, Savannah	49.10
2018	7524	09/20/2018	Payroll	34222	Vargas, Savannah	20.68
2018	8618	12/05/2018	Payroll	34449	Heredia, Angelina	27.70
2019	2627	06/05/2019	Claims	35066	Stiffler, Christopher	168.00
2019	3568	08/07/2019	Claims	35245	Long, Mark	179.21
2020	1811	05/06/2020	Claims	36098	Lisa Doslu, Trustee, James B Roberson Trust	10.38
2021	218	01/20/2021	Claims	36799	Hood, Thomas	4.71
2021	228	01/20/2021	Claims	36809	Schwab, Jennifer	49.19
2021	232	01/20/2021	Claims	36813	Zallen, Garret	0.05
2021	1733	05/19/2021	Claims	37101	Kyte, Nora B.	3.34
2021	3458	10/06/2021	Claims	37455	Ernie's Locks & Keys LLC	325.00
2021	4396	12/20/2021	Payroll	37678	Stiffler, Christopher	27.70
2023	57	01/04/2023	Claims	38767	Springbrook Holding Company LLC	
2023	2372	07/05/2023	Claims	40335	Albertson, Holly	150.00
2023	2903	08/16/2023	Claims	40451	Adam, Ryan Hardie	24.71
2023	3321	09/20/2023	Claims	40566	Blake, Jonathan and Martha	144.81
2023	3325	09/20/2023	Claims	40570	Carrier, David	5.24
2023	3335	09/20/2023	Claims	40580	Griebing, John	5.89
2023	3341	09/20/2023	Claims	40586	Lois Camp Estate	24.28
2023	3343	09/20/2023	Claims	40588	Morrissey and Masa Bauer, Ryan	9.07
2023	3360	09/20/2023	Claims	40605	Wright, Peter	18.26
2023	4356	12/20/2023	Payroll	40830	Bruce, Jacqueline A	92.35
2023	4361	12/20/2023	Payroll	40831	Fink, Hans Peter	803.44
2023	4373	12/20/2023	Payroll	40834	Morse, Joel M	221.64
2023	4383	12/20/2023	Payroll	40838	Swann, David S	480.22
2023	4566	01/10/2023	Claims		Chase Paymentech	
2024	20	01/05/2024	Payroll	40875	Fink, Patricia F	205.51
2024	51	01/03/2024	Claims	40904	Reynier, Ron Atty At Law	1,400.00
2024	186	01/19/2024	Claims	40937	Fink, Patricia F	304.43
2024	195	01/19/2024	Claims	40946	Zaya LLC	321.20
2024	335	02/05/2024	Payroll	40956	Fink, Patricia F	205.51
2024	337	02/05/2024	Payroll	40957	Giant, Benjamin C	151.37
2024	420	02/07/2024	Claims	40979	Evergreen Rural Water	1,608.20
2024	443	02/07/2024	Claims	41002	Same Day Stage	100.00
2024	554	02/21/2024	Claims	41018	CenturyLink	1,051.34
2024	558	02/21/2024	Claims	41022	Evergreen Rural Water	225.00
2024	561	02/21/2024	Claims	41025	Granicus	115.13
2024	565	02/21/2024	Claims	41029	Hunsaker, Bill	13.00
2024	566	02/21/2024	Claims	41030	Johnson Controls Fire Protection LP	3,575.13
2024	572	02/21/2024	Claims	41036	Masonic Lodge # 163	529.00
2024	573	02/21/2024	Claims	41037	Office Depot	205.33
2024	577	02/21/2024	Claims	41041	Reynier, Ron Atty At Law	1,400.00
2024	579	02/21/2024	Claims	41043	Verizon Wireless	1,118.50
2024	600	02/22/2024	Claims	41048	US Bank	7,175.91

Outstanding Debits: 22,674.67

Reconciled Book Balance: 807,156.82

BANK RECONCILIATION

City Of White Salmon

Time: 11:16:22 Date: 06/25/2024

02/01/2024 To: 02/29/2024

Page: 1

2 State Pool

Date	Balance Forward	4,910,774.20
02/29/2024		<u>21,120.56</u>
	Total Credits:	21,120.56

Year	Trans#	Date	Type	Chk#	Vendor	
						Total Debits: <u>0.00</u>
						Reconciled Bank Balance: 4,931,894.76
						Outstanding Credits: _____
						Outstanding Debits: _____
						Reconciled Book Balance: 4,931,894.76

BANK RECONCILIATION

City Of White Salmon

Time: 11:16:34 Date: 06/25/2024

02/01/2024 To: 02/29/2024

Page: 1

3 Petty Cash

Date	Balance Forward	25.00
------	-----------------	-------

Total Credits:	0.00
----------------	------

Year	Trans#	Date	Type	Chk#	Vendor
------	--------	------	------	------	--------

Total Debits:	0.00
---------------	------

Reconciled Bank Balance:	25.00
--------------------------	-------

Outstanding Credits:	
----------------------	--

Outstanding Debits:	
---------------------	--

Reconciled Book Balance:	25.00
---------------------------------	--------------

BANK RECONCILIATION

City Of White Salmon

Time: 11:16:45 Date: 06/25/2024

02/01/2024 To: 02/29/2024

Page: 1

4 Cash Drawer 1

Date Balance Forward 150.00

Total Credits: 0.00

Year Trans# Date Type Chk# Vendor

Total Debits: 0.00

Reconciled Bank Balance: 150.00

Outstanding Credits: _____

Outstanding Debits: _____

Reconciled Book Balance: 150.00

BANK RECONCILIATION

City Of White Salmon

Time: 11:16:57 Date: 06/25/2024

02/01/2024 To: 02/29/2024

Page: 1

5 Cash Drawer 2

Date Balance Forward 150.00

Total Credits: 0.00

Year Trans# Date Type Chk# Vendor

Total Debits: 0.00

Reconciled Bank Balance: 150.00

Outstanding Credits: _____

Outstanding Debits: _____

Reconciled Book Balance: 150.00

TRANSACTION JOURNAL

City Of White Salmon

Time: 11:18:38 Date: 06/25/2024

02/01/2024 To: 02/29/2024

Page: 1

Trans	Date	Redeemed	Acct #	Chk #	Type	Receipt # InterFund #	Vendor	Amount	Memo
1989	02/29/2024				Int Tran	2		55,877.17	
								721.25	
								721.25	
								16,240.17	
								16,240.17	
								16,666.67	
								16,666.67	
								1,624.08	
								1,624.08	
								10,416.67	
								10,416.67	
								3,958.33	
								3,958.33	
								3,333.33	
								3,333.33	
								2,916.67	
								2,916.67	

Records Printed: 1

Adjustments:	0.00
Beginning Balance:	0.00
Revenues:	0.00
Warrant Expenditures:	0.00
Non Warrant Expenditures:	0.00
Interfund Transfers:	55,877.17
Redemptions:	0.00
Deposits:	0.00
Withdrawals:	0.00
Stop Payments:	0.00

Fund	Adjustments	Beg Bal	Revenues	War Exp	N War Exp	IT In	IT Out	Stop Pmts
001 Current Expense	0.00	0.00	0.00	0.00	0.00	721.25	6,875.00	0.00
110 Fire Reserve Fund	0.00	0.00	0.00	0.00	0.00	0.00	721.25	0.00
307 New Pool Construction Fund	0.00	0.00	0.00	0.00	0.00	2,916.67	0.00	0.00
401 Water Fund	0.00	0.00	0.00	0.00	0.00	0.00	44,947.59	0.00
402 Wastewater Collection Fund	0.00	0.00	0.00	0.00	0.00	0.00	3,333.33	0.00
408 Water Reserve Fund	0.00	0.00	0.00	0.00	0.00	20,625.00	0.00	0.00
409 Wastewater Reserve Fund	0.00	0.00	0.00	0.00	0.00	3,333.33	0.00	0.00
413 Water Bond Redemption Fund	0.00	0.00	0.00	0.00	0.00	16,240.17	0.00	0.00
415 Water Bond Reserve Fund	0.00	0.00	0.00	0.00	0.00	1,624.08	0.00	0.00
418 Water Short Lived Asset Reserve Fund	0.00	0.00	0.00	0.00	0.00	10,416.67	0.00	0.00
	0.00	0.00	0.00	0.00	0.00	55,877.17	55,877.17	0.00